

Opere di *luce* dall'anima Mediterranea.

Lighting works with a Mediterranean soul.

Opere di *luce* dall'anima Mediterranea.

Lighting works with a Mediterranean soul.

Index

04	Corporate
15	Materiali Material
26	Bespoke
30	Referenze Reference


452	Manutenzione & Legenda Maintenance & Legend
453	Guida IP IP Guide
454	F.A.Q.
455	Indice per codice Code Index

2026



2016-2025


Cluster Solutions



2010-2015



1979-2009



A - Z

■ Indoor Collections

□ Outdoor Collections

■□ Indoor & Outdoor Collections

- | | | | |
|---|--|---|--|
| <ul style="list-style-type: none"> ■ Alchimia 86 ■ Anita 342 ■□ Barchessa 350 □ Bitta 92 ■ Bloom 98 ■ Bon Ton 104 □ Borgo 358 □ Calmaggiore 366 ■ Canaline 236 ■ Cascina 372 ■□ Cone 112 ■□ Contrada 380 ■ Country 386 ■ Dea 34 □ Decori 244 | <ul style="list-style-type: none"> ■ Dew 250 ■ Dolmen 44 □ Drop 256 ■ Dune 124 ■ Etoile 134 ■ Fior di pizzo 394 □ Fiordo 270 ■ Foam 136 ■ Galileo 278 □ Garden 402 ■ Girasoli 284 □ Grid 142 ■ Horizon 76 □ La Spazio 150 □ Lanterne Slim 158 | <ul style="list-style-type: none"> ■ Levante 70 ■ Loft 296 □ Loggia 408 ■ London 304 ■ Madame 166 □ Marina 312 ■ Mask 176 ■ Massira 186 ■ Mini 414 ■ Molecola 194 □ Officina 320 □ Pantarhei 200 ■ Ptiè 208 □ Porto 422 □ Quadro 426 | <ul style="list-style-type: none"> ■ Reporter 330 ■ Rilegato 212 □ Saint Tropez 336 □ Sfera 220 ■ Split 56 ■ Tabià 436 ■ Typha 228 □ Venezia 444 |
|---|--|---|--|

Opere di luce che fondono abilmente design e artigianalità. Questo è ciò che facciamo da oltre quarant'anni. Sin dal 1979, ci siamo dedicati a celebrare l'essenza dell'artigianato e la bellezza intrinseca del design Made in Italy.

Works of Light that skillfully blend design and craftsmanship. This is what we have been doing for over forty years. Since 1979, we have dedicated ourselves to celebrating the essence of craftsmanship and the intrinsic beauty of Made in Italy design.

Chi siamo

About

Utilizzare i materiali della tradizione come ottone, rame e ferro rendendoli unici attraverso un processo di ossidazione accelerata, che noi definiamo "*anticatura*". I nostri metalli vengono poi esaltati con l'accostamento delle eccellenze locali quali i vetri di Murano e le ceramiche di Bassano, creando pezzi unici che raccontano la storia dell'autentico saper fare italiano. La produzione locale e l'attenzione alla progettazione ci consentono di realizzare progetti di luce unici. Non esistono limiti di forma, scala o combinazione di materiali che non possiamo superare grazie al know-how acquisito. Benvenuti nell'universo delle lampade che incarnano lo spirito Mediterraneo e l'essenza dell'artigianato fatto con passione e maestria.

We use traditional materials such as brass, copper or iron and make them unique through a process of accelerated oxidation, which we call "*antique*". Our metals are then enhanced with the combination of local excellence such as Murano glass or Bassano ceramics, creating unique pieces that tell the story of authentic Italian craftsmanship. The local production and attention to design allow us to create unique lighting projects. There are no limits to shape, scale, or material combination that we cannot overcome thanks to our acquired know-how. Welcome to the universe of lamps that embody the Mediterranean soul and the essence of craftsmanship done with passion and mastery.





Il Mediterraneo è un ponte tra terre, culture e tradizioni diverse, unite da una stessa luce e da materiali senza tempo. Da questo incontro nascono le atmosfere, i colori e le materie che definiscono l'anima de Il Fanale.

The Mediterranean is a bridge between lands, cultures and traditions, united by a shared light and timeless materials. From this meeting come the atmospheres, colours and materials that define Il Fanale's soul.

Filosofia

Philosophy

Nello stile mediterraneo convivono Spagna e Grecia, Marocco e Provenza, le isole della Sicilia e quelle della laguna veneta.

Ma la mediterraneità nelle Opere di Luce Il Fanale va oltre il richiamo geografico: è un approccio alle cose che esplora la natura della materia, che cerca il valore del tocco umano e della bellezza di contaminarsi.

Il design di ogni singola lampada è un gioco sottile tra forma, funzione e tecnologia. Ma soprattutto è una dimensione aperta, fatta di sperimentazione, di attitudine a mescolare stile e influenze mediterranee.

Abbraccia l'essenzialità e il decoro, e vuole essere espressione di un contemporaneo che è al tempo stesso senza tempo.

Mediterranean style brings together Spain and Greece, Morocco and Provence, Sicily and the Venetian lagoon.

But Mediterranean influence goes beyond geography: it is an approach that explores material, values human touch and embraces the beauty of cross-cultural exchange.

The design of each individual lamp is a subtle interplay between form, function, and technology. Above all, it is an open dimension shaped by experimentation and a willingness to blend style with Mediterranean influences.

It embraces both essentiality and ornament, and seeks to express a contemporary vision that is, at the same time, timeless.

Le persone de Il Fanale portano in sé
l'esperienza di un *mestiere* e la curiosità di
chi guarda avanti.
È da questo equilibrio che nasce una
bellezza capace di illuminare.

The people at Il Fanale carry both
the experience of a *craft* and the
curiosity of those who look ahead.
It is from this balance that a beauty
capable of illuminating is born.

Personne

People

Le loro mani conoscono la materia, i loro
occhi ne leggono i dettagli, le voci si confrontano
tutti i giorni. La loro dedizione è ciò che rende ogni
Opera di Luce così unica, viva, autentica.

Their hands know the material, their eyes
read every detail, and their voices exchange ideas
every day. Their dedication is what makes each
Work of Light so unique, vibrant and authentic.





Mani, testa e cuore più che macchine.
Questo dà a ciascuna delle nostre lampade
Il Fanale un carattere di unicità.
Ogni dettaglio conta, ogni gesto ha un
valore.
Perché ciò che è fatto a mano non
è solo un prodotto: è un'esperienza,
un'emozione, un'eredità che continua
a illuminare gli spazi e la vita di chi lo
sceglie.

Hands, mind and heart more than
machines. This is what gives every
Il Fanale lamp its unique character.
Every detail matters, every gesture
has value.
What is handmade is not just a
product: it is an experience, an
emotion, a legacy that continues to
illuminate spaces and the lives of
those who choose it.

Artigianalità

Craftsmanship

In un mondo sempre più veloce e
standardizzato, l'artigianalità rappresenta un
ritorno all'essenza: cura, passione e attenzione ai
dettagli.

Una realtà dove l'imperfezione non è vista come un
difetto, ma come unicità perché ogni pezzo creato a
mano è uguale solo a sé stesso.

Scegliere il design artigianale Il Fanale significa
abbracciare la qualità, il rispetto dei tempi naturali
e la bellezza che nasce dall'equilibrio tra tecnica e
creatività.

In an increasingly fast and standardised
world, craftsmanship represents a return to
essence: care, passion and attention to detail.

A reality where imperfection is not seen as a flaw,
but as uniqueness, because each handcrafted piece
is equal only to itself.

Choosing Il Fanale means embracing quality,
respecting natural processes and celebrating
beauty born from the balance of technique and
creativity.

Lasciamo i designer liberi di esprimere il proprio concetto di luce.

We allows designers to freely express their concept of light.

Designer

Designers

Siamo sempre alla ricerca di designer che amino giocare con la luce, sperimentare e mettersi in gioco, confrontandosi con un'identità di marchio ben definita in cui il design non deve alterare l'animo artigianale, ma esaltare il valore di un prodotto fatto a mano e della sua materia.

We are constantly looking for designers who enjoy playing with light, experimenting and challenging themselves engaging with a well-defined brand identity where design enhances, rather than alters, the artisanal soul and the value of handcrafted materials.



Cristina Celestino



Brogliato Traverso



Calvi Brambilla



Meneghello Paoletti



Lorenzo Zanovello



Paolo Dell'Elce



Studio Zazi



Studio Klass



Enzo Berti



DT Studio



Mirta Lando



I metalli vengono sottoposti ad un trattamento di ossidazione accelerata che conferisce una particolare patina di invecchiamento, che noi definiamo "antica".

Metals are subjected to a quick oxidation treatment which gives a characteristic ageing patina, that we define "antique".

Anticatura

Antiquing Process



Questa speciale lavorazione fa sì che ogni materiale assuma una propria caratteristica di colore: l'ottone assume una colorazione che tende al "verde bosco"; il rame acquisisce tonalità che riportano al "rosso mattone"; il ferro sviluppa una caratteristica ruggine grigiastra. Gli elementi vengono poi puliti a mano e resi brillanti od opachi mediante l'applicazione di apposite patine e cere. Il ferro viene trattato con una speciale vernice trasparente.

This particular manufacturing makes sure that every material adopts its own colour feature: brass holds a colouring verging on "wood green", copper acquires tones which refer to "red-brick"; iron develops a characteristic greyish rust. The elements are then cleaned by hand and made bright or opaque through the application of suitable patinas and waxes. Iron is treated with a particular transparent paint.

Ottone | Brass

L'ottone è una lega di rame e zinco dalla particolare colorazione dorata. Sottoposto a un processo di ossidazione accelerata, una lavorazione totalmente artigianale tramandata all'interno della famiglia, acquisisce una particolare sfumatura che definiamo anticata. Nelle lampade da esterno l'ottone, sottoposto ad agenti atmosferici e salinità, è destinato ad acquistare nel tempo sfumature più o meno accentuate e sempre diverse.

Brass is an alloy of copper and zinc with a distinctive golden colour. It undergoes an accelerated oxidation process, a totally artisan process handed down within the family, and acquires a special shade that we call antique. For our outdoor lamps, brass, subjected to weather conditions and salinity, it is destined to acquire more or less enhanced shades over time that are always different.



Rame | Copper

Il rame è un metallo molto duttile caratterizzato da una tonalità rossastra. Come gli altri metalli, è sottoposto a un trattamento di ossidazione accelerata attraverso il quale acquista una finitura anticata. Nei prodotti outdoor l'ossidazione continua nel tempo in modo naturale: il rame assume sfumature marrone scuro per effetto del sole e della pioggia, verdi quando esposto all'aria salina delle località di mare.


Copper is a very ductile metal featuring a reddish hue. Like the other metals, it undergoes an accelerated oxidation treatment that gives it an antique finish. With outdoor lighting products, oxidation continues over time in a natural way: copper acquires dark brown nuances from the effect of the sun and rain, and green overtones when exposed to the salty air of seaside locations.



Ferro | Iron

Materiale nobile, il ferro è un metallo lucente, tenace e malleabile. Anche il ferro, come gli altri metalli, viene sottoposto a un processo di anticatura che crea segni caratteristici sempre diversi su singolo pezzo, che ne esaltano l'identità. Nelle lampade destinate all'uso esterno, il naturale processo di ossidazione continua nel tempo, conferendo al materiale sfumature rossastre.

A precious material, iron is a shiny, tough and malleable metal. Like other metals, iron undergoes an antiquing process that creates characteristic marks on each piece that are always different, enhancing its identity. With lamps intended for outdoor use, the natural oxidation process continues over time, giving the material reddish hues.



Ottone, rame e ferro sono materiali vivi. Nel tempo, soprattutto se esposti all'esterno o in ambienti ad alta salinità, come quelli marini, sviluppano una patina superficiale che ne modifica le sfumature, arricchendole di tonalità profonde e inaspettate.

Brass, copper, and iron are living materials. Over time, especially when exposed to outdoor conditions or high-salinity environments such as coastal areas, they develop a natural surface patina that changes their appearance, enriching it with deep and unexpected shades.



Ottone, rame e ferro sono materiali vivi. Nel tempo, soprattutto se esposti all'esterno o in ambienti ad alta salinità — come quelli marini — sviluppano una patina superficiale che ne modifica le sfumature, arricchendole di tonalità profonde e inaspettate. Questa naturale evoluzione cromatica è parte integrante dell'identità del materiale: una trasformazione che racconta il dialogo costante tra l'oggetto, lo spazio e il tempo. Ogni superficie, nel corso degli anni, acquisisce un carattere unico, segno tangibile di autenticità. Non si tratta di un difetto, ma di una qualità intrinseca: una testimonianza materica del passaggio del tempo, che rende ogni pezzo irripetibile.

Brass, copper, and iron are living materials. Over time—especially when exposed to outdoor conditions or high-salinity environments such as coastal areas—they develop a natural surface patina that changes their appearance, enriching it with deep and unexpected shades. This natural chromatic transformation is an integral part of the material's identity: a continuous dialogue between the object, its surroundings, and the passage of time. Each surface gradually acquires a unique character—a tangible mark of authenticity. It is not a flaw, but a distinctive quality: a material trace of time that makes every piece truly one of a kind.

Ottone Scuro
Dark Brass



Grafene



Morocco

Ottone Anticato
Antique Brass



Ferro Anticato
Antique Iron

Ottone Naturale
Natural Brass



Marea



Ferro Ramato
Coppered Iron



Rame Anticato
Antique Copper



Ottone Brunito
Burnished Brass



Ottone Sfumato
Gradient Brass



Le finiture de Il Fanale si ampliano con i toni autentici della natura.


The finishes of Il Fanale expand, drawing inspiration from the authentic tones of nature.

Nuove Finiture

New Finishes

Superfici che evocano la profondità di una marea, il calore avvolgente di un tramonto e la delicatezza rosata dell'alba. Un'evoluzione cromatica che trasforma la luce in un'esperienza ancora più suggestiva e materica.

Surfaces that evoke the depth of the tide, the enveloping warmth of a sunset, and the soft pink hues of dawn. A chromatic evolution that transform light into an even more evocative and tactile experience.

A studio photograph of three metallic objects against a dark background. On the left is a smooth, dark copper-colored sphere. In the center is a tall, dark cone with a subtle iridescent gradient. On the right is a shorter, wider cylinder with a similar iridescent gradient. The objects are lit from the side, creating soft highlights and shadows.

Ferro Ramato
Coppered Iron

Marea

Ottone Sfumato
Gradient Brass

Nuove Finiture

New Finishes

Marea

La finitura Marea nasce da una brunitura artigianale: il ferro viene immerso più volte in una soluzione acquosa e tamponato a mano, strato dopo strato, fino a creare un effetto unico.

Il processo in due fasi dona prima una calda tonalità ramata, poi sfumature fredde e dinamiche, come onde che si infrangono sulla lamiera. Il delicato dégradé ricorda il mare che avanza, bagna la spiaggia e poi si ritira, lasciando la sabbia bagnata come memoria del suo passaggio.

The Marea finish is born from artisan burnishing: the iron is repeatedly immersed in a liquid solution and hand-padded layer by layer to create a truly unique effect.

The two-phase process first gives a warm coppery tone, then cool, dynamic shades, like waves breaking on the surface. The subtle gradient evokes the sea advancing, wetting the shore, then retreating, leaving the sand glistening as a memory of its passage.



Ottone Sfumato

L'ottone muta si scalda, si fa profondo. Sulla superficie si accendono sfumature bruciate che scorrono in un dégradé misurato, come un tramonto che sfuma nell'imbrunire. Ogni variazione è intenzionale, ogni passaggio continuo. È un gesto lento, consapevole, quasi rituale. La mano dell'artigiano guida la materia, lasciando un segno che non solo si vede, ma vibra sotto le dita. Non è una semplice finitura, ma una narrazione cromatica viva, capace di riscrivere l'identità del metallo.

Brass transforms warming, deepening. Burnt hues ignite across the surface, flowing in a measured gradient like a sunset fading into dusk. Each variation is intentional, each transition seamless.

It is a gesture-driven process: slow, deliberate, almost ritual. The artisan's hand guides the material, leaving a mark that not only shows, but resonates beneath the fingertips. Not a simple finish, but a chromatic narrative alive, and redefining the metal's identity.

Gradient Brass



Ferro Ramato

La materia muta. Il ferro abbandona il suo rigore grigio per accogliere, attraverso la brunitura, una profondità inaspettata.

Non è un rivestimento, è un'emersione: un rame caldo e tenue affiora con discrezione dalla superficie, come fosse parte dell'anima del metallo. Il risultato è un contrasto armonico: la solidità del ferro che accoglie una luce nuova, discreta, definendo una superficie dal carattere unico.

Matter transforms. Iron sheds its rigid gray to embrace, through burnishing, an unexpected depth. It is not a coating, but an emergence: a warm, subtle copper surfaces gently from within, as if it were part of the metal's very soul. The result is a harmonious contrast: the solidity of iron welcoming a new, understated light, shaping a surface with a truly unique character.

Coppered Iron



Nel corso dei nostri oltre quarant'anni di storia, abbiamo affinato un'arte che va oltre la semplice lavorazione.

Over the course of our more than forty years of history, we have honed an art that goes beyond mere craftsmanship.

Finiture

Finishes



Rame Anticato | Antique Copper



Ferro Anticato | Antique Iron

Ogni sfumatura, ogni nuance delle nostre finiture è unica e irripetibile, proprio perché plasmata dalle mani esperte dei nostri artigiani. Ogni dettaglio, ogni imperfezione controllata, racconta la storia di chi ha lavorato con cura e maestria per creare qualcosa di autentico e senza uguali.

Every shade, every nuance of our finishes is unique and unreproducible, precisely because it is shaped by the skilled hands of our artisans. Every detail, every controlled imperfection, tells the story of those who have worked with care and mastery to create something authentic and unparalleled.



Ottone Naturale | Natural Brass



Ottone Anticato | Antique Brass



Ottone Scuro | Dark Brass



Ottone Brunito | Burnished Brass
(only Rilegato Collection)



Morocco
(Ferro o Ottone | Iron or Brass)



Grafene
(Ferro o Ottone | Iron or Brass)

I campioni riportati sono puramente indicativi, non essendo possibile riprodurre fedelmente l'originale in fase di stampa.
Sample images are an indication only, since it is impossible to reproduce the original finishes in print.



Crediamo che ogni luogo sia portatore di unicità. Per questo offriamo soluzioni personalizzate per qualsiasi ambiente, dal domestico al contract, dal pezzo unico al grande progetto.

We believe that every place conveys uniqueness. We therefore offer customised solutions for any setting, from homes to the contract sector, from one-offs to major projects.

Bespoke



Il concetto di "su misura" viene dalla moda: significa progettare e poi creare qualcosa ad hoc. L'abbiamo introdotto anche nel nostro lavoro, rendendolo sartoriale: la produzione locale e la sensibilità al tema della progettazione ci permettono di dare vita a qualsiasi idea, senza limiti di forma, né di scala, né di accostamento dei materiali. In un progetto su misura, il punto di partenza è sempre il dialogo con il cliente, l'architetto o l'interior designer. È dal suo racconto che riusciamo a farci un'idea di quali sono le esigenze pratiche, ma anche lo stile, le caratteristiche dello spazio e le aspettative rispetto alla qualità dell'illuminazione.


Bespoke



The concept of 'custom-made' comes from the world of fashion: it means designing and then creating something bespoke. We have also introduced it into our work, making it tailored: local production and awareness of the theme of design allow us to develop any idea, without any limits in terms of shape, scale or combination of materials. The starting point for a custom-made project is always dialogue with the customer, architect or interior designer. The customer provides us with an idea of the practical requirements, the style, the characteristics of the space and the expectations regarding the quality of lighting.

- Analisi di fattibilità progetto
- Preventivazione
- Verifica e controllo
- Produzione
- Supporto logistico
- Servizio post-vendita

- Project feasibility analysis
- Cost estimation
- Verification and control
- Production
- Logistical support
- After-sales service



Nello studio interno, i tecnici di Il Fanale trasformano l'idea in un progetto. Il processo di progettazione si compone di varie fasi durante le quali vengono prodotti render, mockup, disegni tecnici e prototipi, così da arrivare rapidamente e in modo efficace al prodotto finito, perfetta fusione tra lighting design, artigianalità e tecnologia.

At the Il Fanale in-house studio, our technicians turn ideas into projects. The design process of lamps includes various phases during which renderings, mock-ups, technical drawings and prototypes are produced. We quickly and efficiently achieve the end product, a perfect fusion of lighting design, craftsmanship and technology.





Château de Roumare n France
Project by Miss institu
Lighting project by MAWA
Photo by Agathe Perier

Le referenze de Il Fanale rappresentano la testimonianza concreta della nostra dedizione all'eccellenza, alla qualità e alla personalizzazione.

Il Fanale's references represent the concrete testimony of our dedication to excellence, quality, and customization.

Referenze

Referencea



Ogni progetto realizzato è il risultato di un impegno costante nel soddisfare le esigenze specifiche dei nostri clienti, offrendo soluzioni uniche e su misura. Scopri come la nostra esperienza e il nostro know-how ci hanno permesso di collaborare con alcuni dei più prestigiosi studi di architettura e designer, creando installazioni luminose che lasciano il segno.

Every project we complete is the result of a constant commitment to meeting the specific needs of our clients, offering unique and tailor-made solutions. Discover how our experience and know-how have allowed us to collaborate with some of the most prestigious architecture firms and designers, creating lighting installations that make a lasting impression.



2026

Ispirata alla forma perfetta del cerchio, le sue superfici richiamano i colori del Mediterraneo, dalle tonalità profonde del mare agli azzurri più luminosi, fino ai toni caldi della terra; ogni pezzo è unico grazie alla lavorazione artigianale.

Le applique si presentano come elementi decorativi da spente e si animano da accese, rivelando profondità e movimento.

Le sospensioni riprendono la stessa geometria con una luce bi-emissione precisa e controllata.

Inspired by the perfect form of the circle, its surfaces evoke the colors of the Mediterranean, from the deep tones of the sea to the brightest blues, and finally to the warm hues of the earth; each piece is unique thanks to artisanal craftsmanship. The wall lights appear as decorative elements when off and come to life when illuminated, revealing depth and movement. The pendant lights echo the same geometry with precise, controlled bi-directional light.

Dea

design DT Studio







on the left and bottom:
Dea 334.02.MA



on the right:
Dea 334.04.MA

on the bottom:
Dea detail







on the left:
Dea 334.02.MA

on the bottom:
Dea details

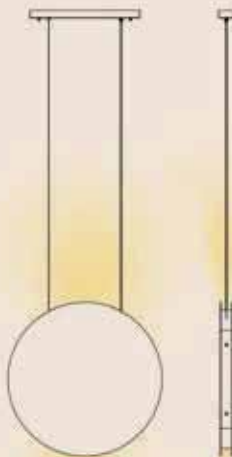


SOSPENSIONI | PENDANTS

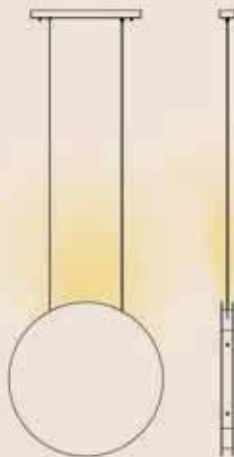
Le sospensioni sono dotate di un'emissione luminosa **bi-emissione regolabile**, progettata per offrire la massima flessibilità. Grazie ad un controllo intuitivo, è possibile configurare lo stesso apparecchio scegliendo tra bi-emissione oppure monoemissione, orientata verso l'alto o verso il basso, adattando la luce perfettamente a ogni esigenza progettuale.

The pendant lights feature an adjustable **bi-emission light output**, designed to offer maximum flexibility. Thanks to an intuitive control system, the same fixture can be configured to operate in either bi-emission or mono-emission mode, with light directed upwards or downwards, allowing it to adapt perfectly to any design requirement.

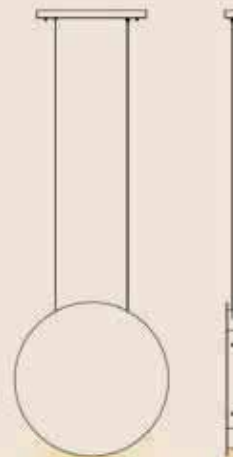
BI-EMISSIONE | DUAL-EMISSION



MONO-EMISSIONE | SINGLE-EMISSION




MONO-EMISSIONE | SINGLE-EMISSION

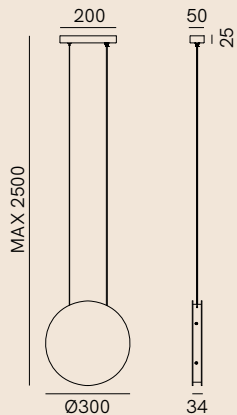


APPLIQUE | WALL LIGHTS

Le due applique presentano una distribuzione luminosa ad **emissione circolare**. Il flusso luminoso è parzialmente diretto verso la superficie retrostante, generando un'illuminazione indiretta di fondo, mentre la restante quota è convogliata frontalmente verso il centro dell'apparecchio, creando un accento luminoso mirato che valorizza il paesaggio marino raffigurato.

The two wall-mounted luminaires feature a circular light distribution. The luminous flux is partially directed toward the rear surface, creating indirect background illumination, while the remaining portion is conveyed forward toward the center of the fixture, producing a focused accent that enhances the depicted seascape.



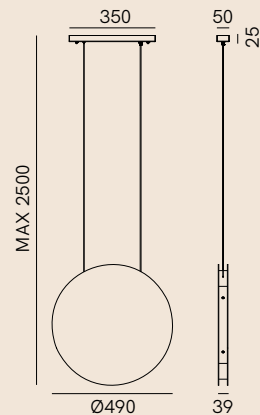


334.01.MA

LED 3W+3W 3000K 840lm CRI90

CE (LED) IP20 DALI 2/PUSH/1-10V dimm

Doppia accensione | Double switch

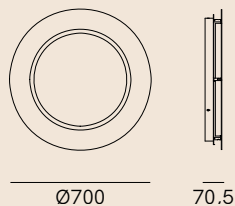


334.02.MA

LED 6W+6W 3000K 1680lm CRI90

CE (LED) IP20 DALI 2/PUSH/1-10V dimm

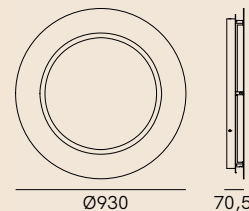
Doppia accensione | Double switch



334.04.MA

LED 85W 3000K 7200lm CRI90

CE (LED) IP20 DALI 2/PUSH/1-10V dimm



334.05.MA

LED 115W 3000K 9800lm CRI90

CE (LED) IP20 DALI 2/PUSH/1-10V dimm

FINITURE | FINISHES



MA
Ferro - Marea
Iron - Marea

LEGENDA | ICON KEY



Luce bidirezionale
Bidirectional light

La Collezione Dolmen nasce dal desiderio di dare voce alla materia mediterranea, la ceramica, unendo la forza essenziale del brutalismo alla semplicità arcaica delle forme naturali. Ogni pezzo è realizzato a mano con la tecnica del lucignolo, la più antica conosciuta dall'uomo. Volumi essenziali che trasformano gli elementi in sculture luminose, capaci di unire funzione e poesia.

The Dolmen Collection was born from the desire to give voice to Mediterranean material, merging the essential strength of Brutalism with the archaic simplicity of natural forms. Each piece is handcrafted using the coil-building technique, the oldest known to humankind. Essential volumes that transform elements into luminous sculptures, capable of uniting function and poetry.

Dolmen

design Lorenzo Zanovello









on the left:
Dolmen 333.01.OC
Dolmen 333.04.OC

on the right:
Dolmen 333.05.OC

on the bottom:
Dolmen 333.04.OC





on the right:
Dolmen 333.05.OC

on the bottom:
Dolmen 333.05.OC
Dolmen 333.06.OC



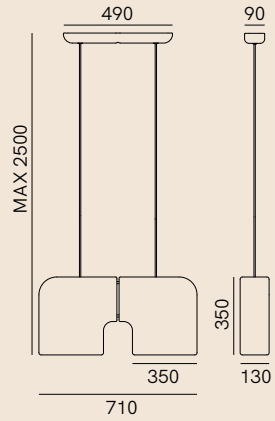




on the left:
Dolmen 333.08.OC

on the bottom:
Dolmen 333.09.OC

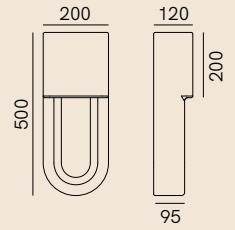




333.01.OC

2 x Max 15W LED E27

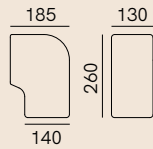
CE IP20 □ TRIAC/IGBT dimm



333.04.OC

1 x Max 15W LED E27

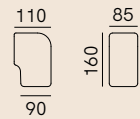
CE IP20 ⊕ TRIAC/IGBT dimm



333.05.OC

1 x Max 15W LED E27

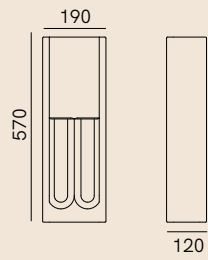
CE IP20 ⊕ TRIAC/IGBT dimm



333.06.OC

1 x Max 5W LED GU10

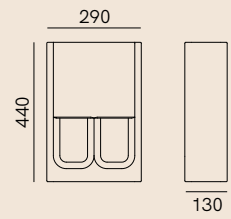
CE IP20 ⊕ TRIAC/IGBT dimm



333.08.OC

1 x Max 15W LED E27

CE IP20 TRIAC/IGBT dimm Non dimmerabile / Not dimmable



333.09.OC

1 x Max 15W LED E27

CE IP20 TRIAC/IGBT dimm Non dimmerabile / Not dimmable

FINITURE | FINISHES



OC

Ceramica bianco caldo
Warm white ceramic

Split nasce dalla piega del metallo: un gesto deciso che trasforma l'ombra in protagonista. La lampada rotonda può essere orientata a piacere per modulare la prospettiva, mentre le versioni rettangolari, disponibili in h 100 e h 60 cm, creano ritmi modulari di pieni e vuoti che reinventano lo spazio.


Disponibile nelle eleganti finiture Ferro Anticato, Ferro Ramato e Ottone Sfumato, Split trasforma ogni lampada in un gesto grafico e materico, dove l'ombra diventa segno distintivo del progetto.

Split is born from the fold of the metal: a decisive gesture that makes shadow the protagonist. The round lamp can be freely oriented to modulate the perspective, while the rectangular versions, available in h 100 and h 60 cm, create modular rhythms of solids and voids that reinvent the space.

Available in the elegant finishes Antique Iron, Copper Iron, and Smoked Brass, Split turns each lamp into a graphic and tactile gesture, where shadow becomes a distinctive mark of the design.

Split

design Meneghello Paoletti









on the left:
335.03.FF
335.04.FF


on the right:
335.03.FF (detail)

on the bottom:
335.03.FR
335.03.SO



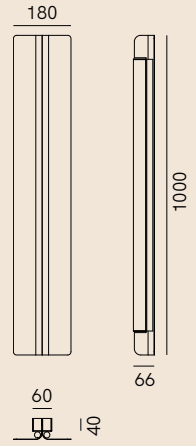


on the bottom:
Split 335.01.FF
Split 335.01.FR
Split 335.01.SO

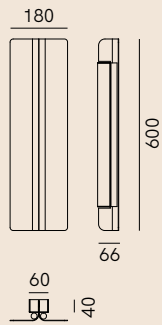




335.01.FF / FR / SO
LED 11W 3000K 1850lm CRI90
CE (LED) IP20 TRIAC/IGBT dimm




335.03.FF / FR / SO
LED 33W 3000K 5000lm CRI90
CE (LED) IP20 TRIAC/IGBT dimm




335.04.FF / FR / SO
LED 22W 3000K 3350lm CRI90
CE (LED) IP20 TRIAC/IGBT dimm

FINITURE | FINISHES



FF
Ferro Anticato
Antique Iron



FR
Ferro Ramato
Coppered iron



SO
Ottone Sfumato
Gradient brass



2016 - 2025

Per soddisfare le molteplici richieste di soluzioni personalizzate, Il Fanale arricchisce la sua offerta con collezioni che, grazie all'ampia gamma di accessori disponibili, consentono di creare soluzioni funzionali con un'impronta decorativa incisiva. Questa proposta mira ad offrire la possibilità di personalizzare soluzioni dal carattere unico, utilizzando prodotti standard presenti a catalogo, con un tocco di creatività.

To meet the various demands for customized solutions, Il Fanale enriches its offer with collections that, thanks to the wide range of available accessories, allow for the creation of functional solutions with a distinctive decorative touch. This proposal aims to offer the possibility of personalizing solutions with a unique character, using standard products available in the catalog, infused with a touch of creativity.

Soluzioni Cluster

Cluster Solutions

Levante



Horizon



Rosoni singoli

Single Canopies

Due varianti di rosoni singoli che soddisfano diverse esigenze di installazione e di stile. Il rosone singolo standard, oltre a essere adatto per l'installazione a soffitto consente, in combinazione con l'accessorio fermacavo, di trasformare un punto luce a parete in una comoda sospensione (vedi esempi 1 e 2).

Per coloro che cercano un design minimale, proponiamo il nuovo rosone da incasso che, con la sua forma piatta, garantisce un'estetica pulita ed essenziale.

We offer two different single canopies that meet the various installation and style needs. The standard single canopy, besides being suitable for ceiling installation, allows, in combination with the fairlead for cable accessory, to transform a wall light point into a pendant (see examples 1 and 2). For those seeking a ceiling rose with a minimal design, we propose the new recessed ceiling rose which, with its flat shape, ensures a clean and essential aesthetic.



294.10.ON / MM

Rosone singolo
Single Canopy



294.13.ON / MM

Rosone da incasso
Recessed canopy

Rosoni multipli

Multiple Canopies

I nostri rosoni multipli rappresentano la soluzione ideale per gestire più cavi di sospensioni, collegate in serie, tramite un unico rosone.


Una valida proposta per illuminare spazi caratterizzati da soffitti irregolari o architetture insolite che richiedono soluzioni creative di installazione.

Our multiple canopies represent the ideal solution for managing multiple pendants cables, connected in series, through a single canopy. A valid proposal for illuminating spaces characterized by irregular ceilings or unusual architectures that require creative installation solutions.



294.11.ON / MM

Rosone radiale per max. 6 sospensioni
Radial canopy for max. 6 pendants



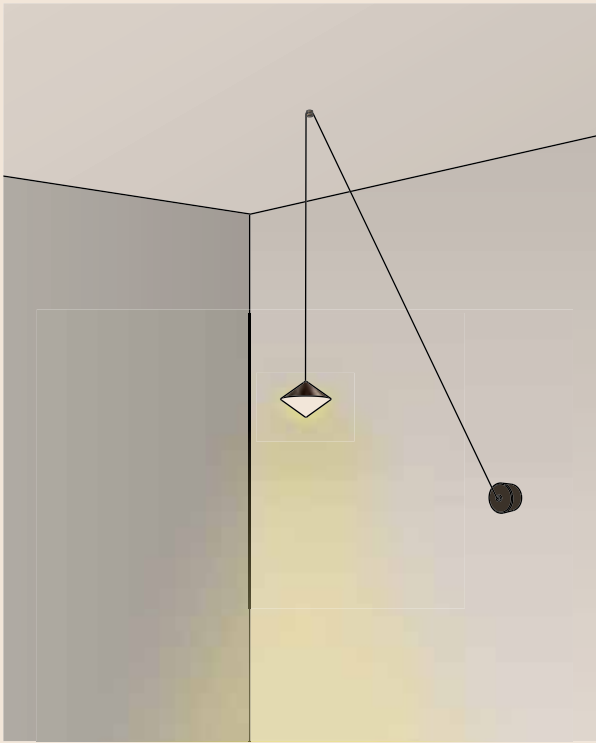
294.12.ON / MM

Rosone radiale per max. 12 sospensioni
Radial canopy for max. 12 pendants

Soluzioni Cluster

Cluster Solutions

ESEMPI DI COMPOSIZIONE | EXAMPLES OF COMPOSITION

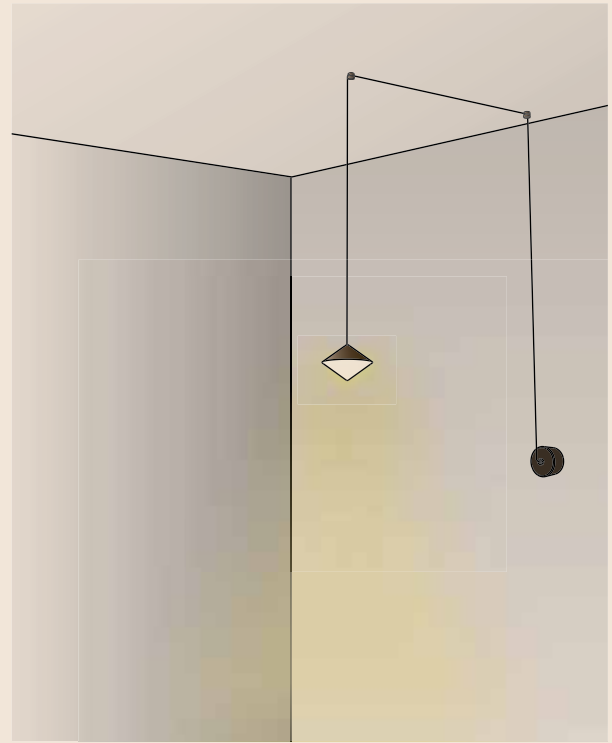


1

1pcs.
294.10.ON / MM
Rosone per max. 1 sospensione
Canopy for max. 1 pendant

+

1pcs.
294.14.ON / MM
Fermacavo
Fairlead for cable

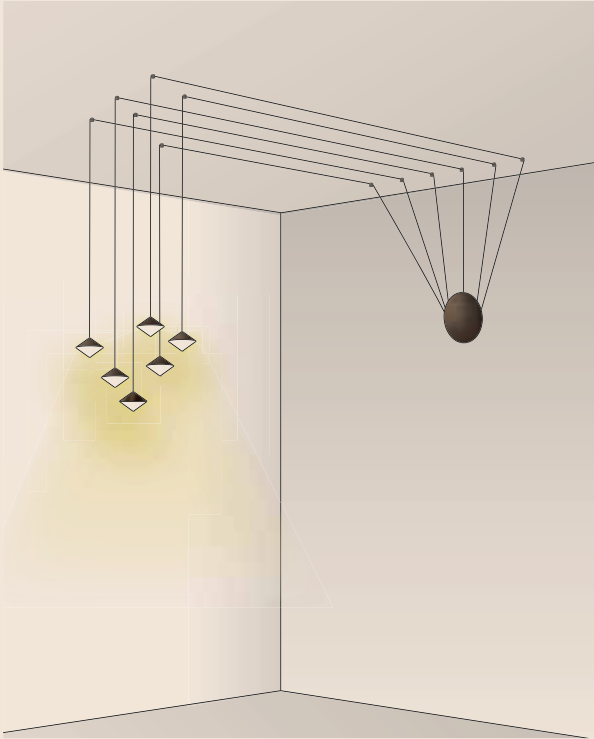


2

1pcs.
294.10.ON / MM
Rosone per max. 1 sospensione
Canopy for max. 1 pendant

+

2pcs.
294.14.ON / MM
Fermacavo
Fairlead for cable

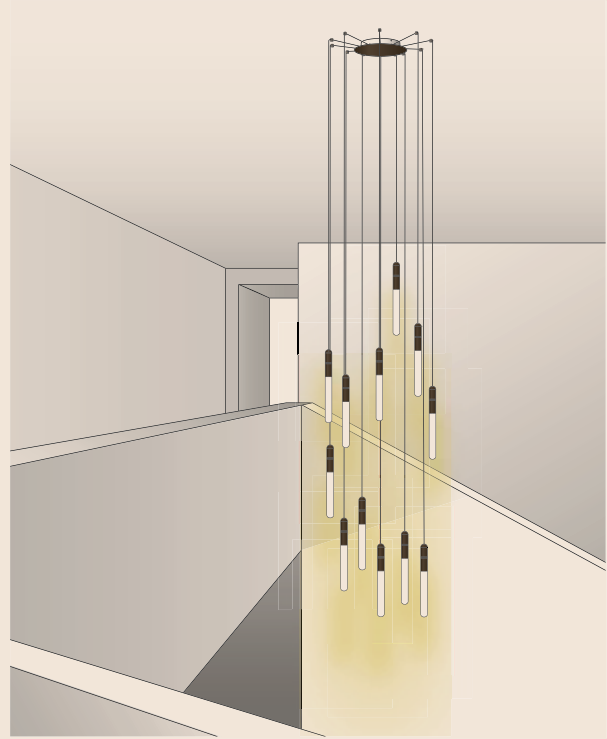


3

1pcs.
294.11.ON / MM
 Rosone per max. 6 sospensioni
 Canopy for max. 6 pendants

+

12pcs.
294.14.ON / MM
 Fermacavo
 Fairlead for cable



4

1pcs.
294.12.ON / MM
 Rosone per max. 12 sospensioni
 Canopy for max. 12 pendants

+

12pcs.
294.14.ON / MM
 Fermacavo
 Fairlead for cable

Con la sua forma affusolata a fiammifero, Levante si rivela una sospensione cluster perfetta per una cascata luminosa in ambienti ristretti o, in alternativa, per creare forme geometriche sospese dando libero spazio alla creatività. La struttura, disponibile in finitura ottone naturale o Moroccco, è adornata da due incisioni circolari che la rendono unica ed elegante. Le tre lunghezze standard di cavo, in accostamento agli accessori, di dare vita a forme uniche.

With its tapering matchstick-like shape, Levante proves to be a perfect cluster suspension for a luminous cascade in confined spaces or alternatively for creating suspended geometric forms, allowing ample room for creativity. The structure, available in Natural Brass or Morocco finish, is adorned with two circular engravings that make it unique and elegant. The three standard cable lengths, in conjunction with accessories, allow for the creation of unique shapes.


Levante

Cluster Solution

design DT Studio







on the left and upper:
Levante in Morocco finish



3 mt.



296.01.ON / MM
LED 6W 2700K CRI90
CE IP20 LED 750lm

5 mt.



296.02.ON / MM
LED 6W 2700K CRI90
CE IP20 LED 750lm

10 mt.




296.03.ON / MM
LED 6W 2700K CRI90
CE IP20 LED 750lm

FINITURE | FINISHES

Montatura | Frame




ON
Ottone Naturale
Natural Brass



MM
Morocco
Morocco

Vetro | Glass



Borosilicato bianco
White borosilicate

ACCESSORI | ACCESSORIES

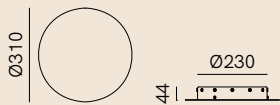


294.10.ON / MM

Rosone per max. 1 sospensione
Canopy for max. 1 pendant

CE IP20 TRIAC dimm

Driver included



294.12.ON / MM

Rosone per min.2 - max. 12 sospensioni
Canopy for min.2 - max. 12 pendants

CE IP20 DALI/PUSH/1-10V dimm

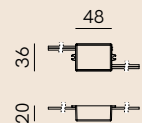
2 Drivers included



294.14.ON / MM

Fermacavo
Fairlead for cable

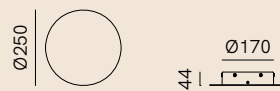
CE IP20



ALI0019

Alimentatore per 1 sospensione
Driver for 1 pendant

CE IP20 9V 700mA TRIAC dimm




294.11.ON / MM

Rosone per min. 2 - max. 6 sospensioni
Canopy for min. 2 - max. 6 pendants

CE IP20 DALI/PUSH/1-10V dimm

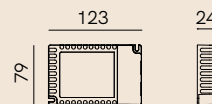
Driver included



294.13.ON / MM

Rosone da incasso per max. 1 sospensione
Recessed canopy for max. 1 pendant

CE IP20



ALI0020

Alimentatore per 2-6 sospensioni con collegamento in serie.
Driver for 2-6 pendants, with series connection.

CE IP20 9V 700mA DALI/PUSH/1-10V dimm

Vedi esempi di composizioni | 68
See examples of compositions | 68

Horizon, la collezione di lampade da interno ispirata alla fusione tra mare e cielo. L'accostamento di più lampade a sospensione crea suggestive cascate luminose. La disponibilità di tre lunghezze di cavo e di diverse tipologie di accessori consente la creazione di soluzioni luminose completamente personalizzabili.

Horizon is the collection of indoor lamps inspired by the fusion of sea and sky. The combination of multiple pendant lamps creates enchanting luminous cascades. The availability of three cable lengths and various accessory options allows for completely customizable lighting solutions.

Horizon

Cluster Solution

design DT Studio







on the left:
Horizon in Morocco finish

on the bottom:
Horizon in Natural Brass finish



on the left:
Horizon 294.02.MM, 294.11.MM, 294.14.MM

on the bottom:
Horizon 294.02.MM, 294.10.MM, 294.14.MM







on the left:
Horizon 294.01.MM, 294.12.MM, 294.14.MM

on the bottom:
Horizon 294.01.MM, 294.13.MM, 294.14.MM



3 mt.



5 mt.



294.01.ON / MM
LED 6W 2700K CRI90
CE IP20 LED 750lm

294.02.ON / MM
LED 6W 2700K CRI90
CE IP20 LED 750lm

10 mt.




294.03.ON / MM
LED 6W 2700K CRI90
CE IP20 LED 750lm

FINITURE | FINISHES

Montatura | Frame




ON
Ottone Naturale
Natural Brass



MM
Morocco
Morocco

Vetro | Glass



Acidato bianco
White frosted

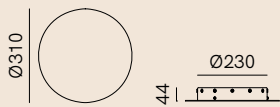


294.10.ON / MM

Rosone per max. 1 sospensione
Canopy for max. 1 pendant

CE IP20 TRIAC dimm

Driver included



294.12.ON / MM

Rosone per min.2 - max. 12 sospensioni
Canopy for min.2 - max. 12 pendants

CE IP20 DALI/PUSH/1-10V dimm

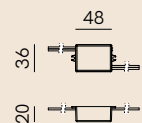
2 Drivers included



294.14.ON / MM

Fermacavo
Fairlead for cable

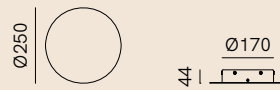
CE IP20



ALI0019

Alimentatore per 1 sospensione
Driver for 1 pendant

CE IP20 9V 700mA TRIAC dimm




294.11.ON / MM

Rosone per min. 2 - max. 6 sospensioni
Canopy for min. 2 - max. 6 pendants

CE IP20 DALI/PUSH/1-10V dimm

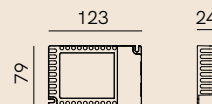
Driver included



294.13.ON / MM

Rosone da incasso per max. 1 sospensione
Recessed canopy for max. 1 pendant

CE IP20



ALI0020

Alimentatore per 2-6 sospensioni con collegamento in serie.
Driver for 2-6 pendants, with series connection.

CE IP20 9V 700mA DALI/PUSH/1-10V dimm

Vedi esempi di composizioni | 68
See examples of compositions | 68

Dalla combinazione di un elemento cilindrico in ottone naturale e diffusori in vetro di diverse forme, nasce una collezione delicata ed elegante.

Lampade a sospensione che si possono comporre per rendere unico e speciale ogni ambiente, in un'alchimia di proporzioni, accostamenti, dimensioni, forme e materiali.

A natural brass cylindrical element combined with glass diffusers in different shapes gives rise to a delicate and elegant collection. Pendant lamps can be arranged to make any context unique and special, with an alchemy of proportions, combinations, sizes, shapes and materials.

Alchimia

design Brogliato Traverso





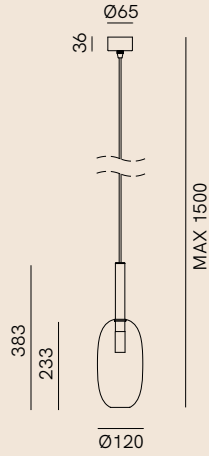




on the right:
Alchimia 277.05, 277.06
in natural brass finish (ONT)

on the bottom:
Alchimia 277.05, 277.06 in natural brass finish (ONT)

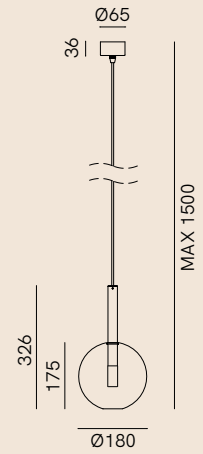




277.05.ONT / OOT

1x Max 5W LED G9

CE IP20 TRIAC/IGBT dimm



277.06.ONT / OOT

1x Max 5W LED G9


CE IP20 TRIAC/IGBT dimm

FINITURE | FINISHES

Montatura | Frame



ON
Ottone Naturale
Natural Brass



OO
Ottone Anticato
Antique Brass

Vetro | Glass



T
Trasparente
Transparent

Compasso d'Oro ADI 2014, Bitta è una lampada per esterni che rilegge in chiave contemporanea e innovativa un oggetto tradizionale e iconico: la bitta nautica. Il disegno, intuitivo e lineare, esalta la matericità della collezione. Il fascio luminoso emesso verso il basso è simbolo dell'attenta ricerca volta al rispetto dell'ambiente.


Bitta, winner of a Compasso d'Oro ADI Award 2014, is an outdoor lamp that gives a contemporary and innovative twist to a classic and iconic object: the boating cleat. Its intuitive, linear design enhances the material quality of the collection. The light beam shining downwards is the outcome of careful research that respects the environment.

Bitta

design Enzo Berti



Premio Compasso d'Oro ADI



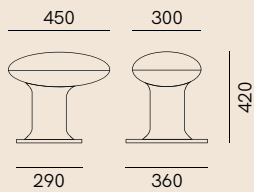






on the bottom:
Bitta, finishes details
(on the left: antique brown, on the right: grey)





T1.B5 / E5

LED 10W 3000K 1375lm CRI90

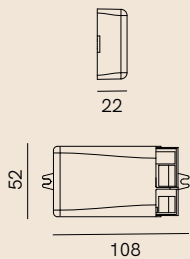
CE IP66 LED TRIAC/IGBT 220V Dimmable

Bitta 24V

T1.B4 / E4 - Driver 24V non incluso | Driver 24V not included
LED 9W 2700K 1036lm CRI90

CE IP66 LED

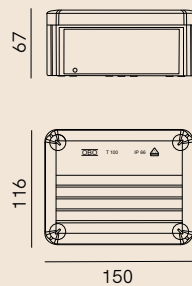
ACCESSORI | ACCESSORIES



ALI003

Alimentatore per 1-3 Bitta 24V con collegamento in parallelo
Driver for 1-3 Bitta 24V with parallel connection

CE IP20 V out 24Vdc V in 220-230Vac Max 20W




300.60.XX

Scatola di derivazione in alluminio
Aluminium junction box

CE IP66

FINITURE | FINISHES

Ghisa Verniciata | Painted Cast Iron



B4 / B5
Grigio
Grey

RAL 7011-7012



E4 / E5
Marrone antico
Antique brown

RAL 8016

La collezione di lampade Bloom ricorda la preziosità delle bottiglie di profumo e dei diffusori orientali di essenze. La tipologia di vetro dà vita a diversi effetti di luce, più ovattata o più sensuale. La magia dell'oggetto è viva sia nel pezzo singolo sia nella combinazione di più varianti. La collezione si compone di lampade a sospensione, da tavolo e applique. Il vetro è caratterizzato dalla lavorazione balloton, una tecnica tradizionale veneziana dal particolare effetto ottico.

The Bloom collection of lamps is reminiscent of the precious nature of perfume bottles and diffusers of oriental essences. The type of glass gives rise to different light effects, more subdued or more sensual. The magical object comes alive as a single piece or in a combination of several versions. The collection includes pendant lamps, table lamps and wall lamps. The glass features a 'balloton' detail, a traditional Venetian technique with a special optical effect.

Bloom

design Matteo Zorzenoni







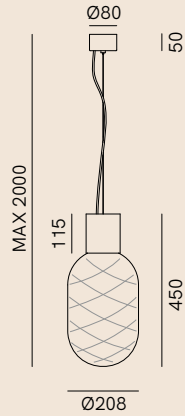
on the left:
Bloom 279.01.MZ

on the bottom:
Bloom 279.01.MZ
Bloom 279.04.MZ



on the bottom:
Bloom 279.05.G

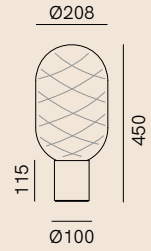




279.01.G / MZ

1 x Max 15W LED E27

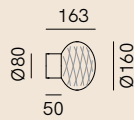
CE IP20 TRIAC/IGBT dimm



279.03.G / MZ

1 x Max 15W LED E27

CE IP20 Dimmerabile / Dimmable



279.05.G


1 x Max 10W LED E14

CE IP20 TRIAC/IGBT dimm

FINITURE | FINISHES


Montatura | Frame

G




Ottone Naturale
Natural Brass

Vetro | Glass



Grigio trasparente
Transparent Grey

MZ



Morocco




Sfumato bronzo
Bronze gradient

Bon Ton è un'iconica collezione di lampade ispirata al mondo della gioielleria e a un'elegante femminilità. Elemento iconico del prodotto è il ricciolo di chiusura, che richiama un orecchino. Lampade a sospensione, declinate in moltissime varianti, che differiscono per la forma del diffusore più o meno sferica e per i colori mediterranei.

Bon Ton is an iconic collection of lamps inspired by the world of jewellery and elegant femininity. The iconic feature of the product is the curl of the closure, reminiscent of an earring. Pendant lamps available in many versions, they differ in the shape, more or less spherical, of the diffuser and in mediterranean colours.

Bon Ton

design Cristina Celestino





on the bottom and right:
BonTon N1M1O, N2W1O







on the left:
BonTon N3M1O

on the bottom:
BonTon N2M1O



N1



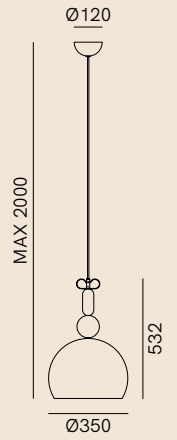
N1M10

N1V10

N1W10

1 x Max 15W LED E27

CE IP20 TRIAC/IGBT dimm



N2



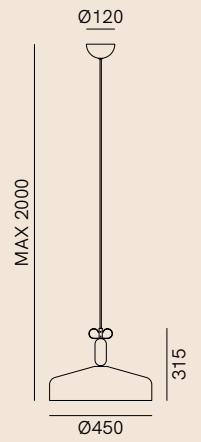
N2M10

N2V10

N2W10

1 x Max 15W LED E27

CE IP20 TRIAC/IGBT dimm



N3



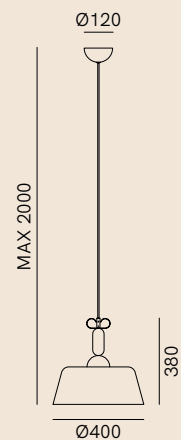
N3M10

N3V10


N3W10

1 x Max 15W LED E27

CE IP20 TRIAC/IGBT dimm



FINITURE | FINISHES



ottone naturale
natural brass

Interno verniciato | Varnished Interior




verniciato bianco opaco
matt white varnished interior

Rosone e capsula | Canopy and capsule




grigio chiaro opaco
matt light grey


Esterno alluminio verniciato | Painted aluminium exterior



RAL DESIGN
050 40 10
marrone opaco
matt brown



RAL DESIGN
110 60 10
verde opaco
matt brown



RAL DESIGN
075 92 05
bianco opaco
matt white

La collezione di lampade Cone è un chiaro richiamo alla semplicità naturale della forma. Il segno classico, ma al tempo stesso minimal, completa qualsiasi spazio, domestico o pubblico. La gamma si compone di modelli a sospensione, applique di varie tipologie e dimensioni e pali da giardino. Cone è disponibile sia in versione indoor sia outdoor.

The Cone collection of lamps clearly recalls the natural simplicity of shapes. Its classic yet minimalist trait complements any domestic or public space. The range includes modern pendant lamps, wall lamps of various types and sizes and garden poles. Cone is available in an indoor and outdoor version.

Cone

design DT Studio







on the left:
Cone outdoor 286.17.OOB

on the bottom:
Cone outdoor 286.16.OOB
Cone outdoor 286.18.OOB







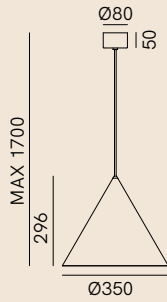


on the left:
Cone indoor 286.02.MM

on the right:
Cone indoor 286.07.MM
Cone outdoor 286.08.FF



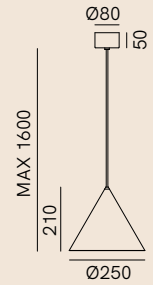




286.13.OOB

1 x Max 15W LED E27

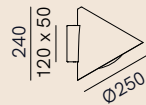
CE IP55 TRIAC/IGBT dimm



286.12.OOB

1 x Max 15W LED E27

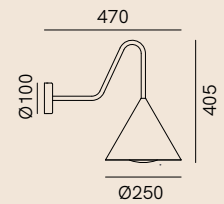
CE IP55 TRIAC/IGBT dimm



286.16.OOB

1 x Max 15W LED E27

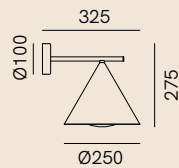
CE IP55 TRIAC/IGBT dimm



286.17.OOB

1 x Max 15W LED E27

CE IP55 TRIAC/IGBT dimm




286.18.OOB

1 x Max 15W LED E27


CE IP55 TRIAC/IGBT dimm

FINITURE | FINISHES

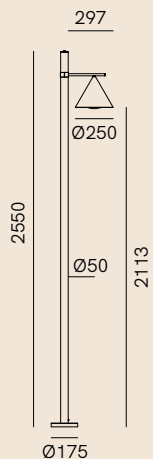
Outdoor



OO
Ottone Anticato
Antique Brass




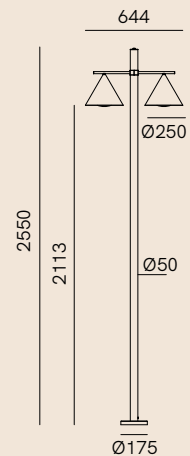
B
Vetro acidato bianco
White frosted glass



286.20.OOB


1 x Max 15W LED E27

CE IP55  TRIAC/IGBT dimm




286.21.OOB

2 x Max 15W LED E27


CE IP55  TRIAC/IGBT dimm

FINITURE | FINISHES

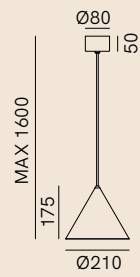
Outdoor



OO
Ottone Anticato
Antique Brass



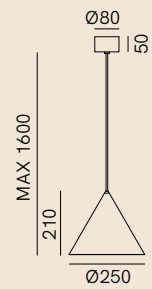
B
Vetro acidato bianco
White frosted glass



286.01.FF / MM

1 x Max 10W LED E14

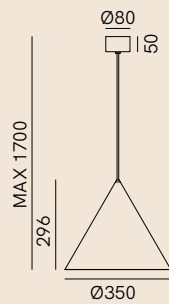
CE IP20 TRIAC/IGBT dimm



286.02.FF / MM

1 x Max 15W LED E27

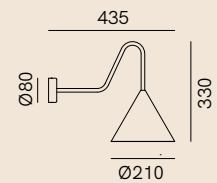
CE IP20 TRIAC/IGBT dimm



286.03.FF / MM

1 x Max 15W LED E27

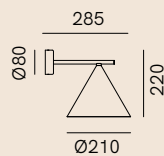
CE IP20 TRIAC/IGBT dimm



286.07.FF / MM

1 x Max 10W LED E14

CE IP20 TRIAC/IGBT dimm




286.08.FF / MM

1 x Max 10W LED E14

CE IP20 TRIAC/IGBT dimm

FINITURE | FINISHES

Indoor



FF
Ferro Anticato
Antique Iron



MM
Morocco

Una reinterpretazione delle forme morbide e increspate delle dune sabbiose modellate dal vento. Realizzata in ceramica lavorata a mano con terre naturali ricche di ossidi colorati, Dune trasforma ogni pezzo in una micro-scultura luminosa unica. La collezione comprende due sospensioni e due faretti a soffitto dove la corona in ottone scuro si arricchisce nell'incontro con la ceramica artigianale, dando vita a un raffinato equilibrio materico.

Un dialogo armonioso tra luce, materia e paesaggio.

Dune

A reinterpretation of the soft, rippled forms of sand dunes shaped by the wind. Crafted from hand-worked ceramic using natural clays rich in colored oxides, Dune transforms each piece into a unique luminous micro-sculpture. The collection includes two pendants and two ceiling spotlights, where the dark brass crown is enriched by its encounter with artisanal ceramic, creating a refined material balance. A harmonious dialogue between light, matter, and landscape.

design Sara Moroni







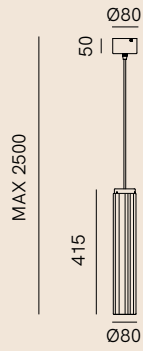
on the bottom:
Dune 299.05.OSC
Dune 299.06.OSC

on the left:
Dune 299.05.OSC



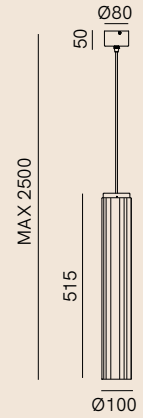
on the left:
Dune 299.01.OSC
Dune 299.02.OSC



**299.01.OSC**

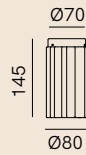
1 x Max 5W LED GU10

CE IP20 TRIAC/IGBT dimm

**299.02.OSC**

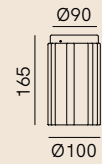
1 x Max 15W LED E27 PAR20

CE IP20 TRIAC/IGBT dimm

**299.05.OSC**


1 x Max 5W LED GU10

CE IP20 TRIAC/IGBT dimm

**299.06.OSC**

1 x Max 15W LED E27 PAR20

CE IP20 TRIAC/IGBT dimm

FINITURE | FINISHES

OS
Ottone scuro
Dark Brass



C
Ceramica grigio chiaro
Light grey ceramic

Sottile ed elegante come una ballerina, la collezione di lampade da interno Étoile ha linee delicate ed essenziali. La collezione, disponibile con struttura in ottone naturale o anticato e vetro borosilicato è composta applique, piantana e lampada da tavolo..

As slender and elegant as a ballerina, the Étoile collection of indoor lamps features delicate and essential lines. The collection, available with a natural or antique brass and borosilicate glass fixture, consists of wall lamps, floor lamp and table lamp.

Etoile

design Mirta Lando







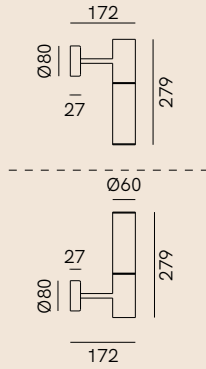
on the left:
Etoile 274.03.ONB

on the bottom:
Etoile 274.03.ONB (detail)
Etoile 274.05.OOB



on the bottom:
Etoile 274.06.ONB

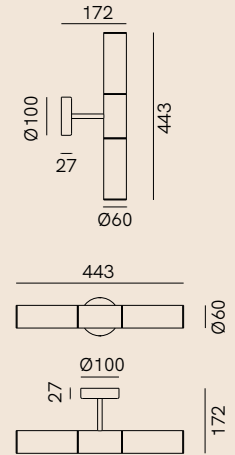




274.03.ONB / OOB

1 x Max 5W LED G9

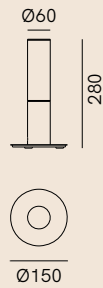
CE IP20 TRIAC/IGBT dimm



274.04.ONB / OOB

2 x Max 5W LED G9

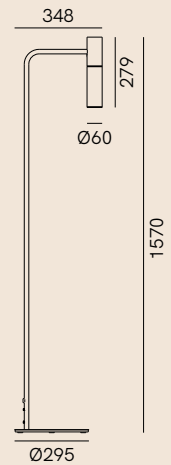

CE IP20 TRIAC/IGBT dimm



274.05.ONB / OOB

1 x Max 5W LED G9

CE IP20 Non dimmerabile / Not dimmable



274.06.ONB / OOB

1 x Max 5W LED G9


CE IP20 Non dimmerabile / Not dimmable

FINITURE | FINISHES

Montatura | Frame




ON
Ottone Naturale
Natural Brass



OO
Ottone Anticato
Antique Brass

Vetro | Glass



B
Borosilicato bianco
White borosilicate

La linea Foam soddisfa la necessità di un'illuminazione funzionale e decorativa anche nel bagno. Grazie alla varietà di finiture e forme disponibili, si ottiene un'estetica raffinata, mentre il grado IP44 assicura la conformità per l'installazione in ambienti umidi come il bagno.

The Foam collection meets the need for functional and decorative lighting even in the bathroom. Thanks to the variety of finishes and shapes available, a refined aesthetic is, while the IP44 rating guarantees compliance for installation in humid environments such as the bathroom.

Foam

design DT Studio



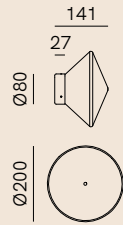




on the bottom:
Foam 292.02.ON



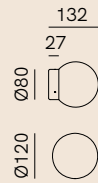




292.01.ON / MM

1x Max 10W LED E27 (P45)

CE IP44 TRIAC/IGBT dimm



292.02.ON / MM

1x Max 10W LED E27 (P45)


CE IP44 TRIAC/IGBT dimm

FINITURE | FINISHES

Montatura | Frame




ON
Ottone Naturale
Natural Brass



MM
Morocco
Morocco

Vetro | Glass



Acidato bianco
White frosted

Grid, con la sua gamma di lanterne da esterno a terra e a parete, stupisce per l'uso decorativo della lamiera traforata. Il pattern utilizzato è un chiaro richiamo alle geometrie del mondo mediterraneo che grazie al LED integrato crea giochi geometrici di luci ed ombre.

Grid, with its range of outdoor floor and wall lanterns, impresses with the decorative use of perforated sheet metal. The pattern used is a clear reference to the geometries of the Mediterranean world, which, thanks to the integrated LED, creates geometric plays of light and shadow.

Grid

design DT Studio







on the left and bottom:
Grid 293.04.00



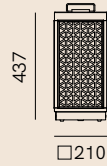




on the left:
Grid 293.02.00, 293.03.00

on the bottom:
Grid 293.02.00, 293.03.00

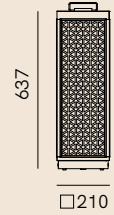




293.02.00

LED 6W 2700K CRI90

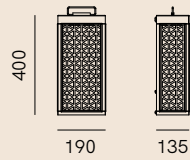
CE IP55 LED 750lm TRIAC/IGBT dimm



293.03.00

LED 6W 2700K CRI90

CE IP55 LED 750lm TRIAC/IGBT dimm



293.04.00

LED 6W 2700K CRI90

CE IP55 LED 750lm TRIAC/IGBT dimm

FINITURE | FINISHES

Montatura | Frame



00
Ottone anticato
Antique Brass

Ispirata alla luce che da sempre orienta l'uomo nel buio, La Spazio, firmata Riccardo Attimonelli, reinterpreta la lanterna tradizionale in un'opera di design contemporaneo. Un ponte tra passato e futuro, tra la ritualità della transumanza e l'infinità dello spazio cosmico. Il gancio a S evoca movimento e continuità, mentre l'ottagono, simbolo ancestrale di armonia, scolpisce la struttura. Disponibile in versione a parete, sospesa e su palo, La Spazio ridisegna gli spazi esterni grazie al gioco di luci ipnotico e dinamico.

Inspired by the light that has always guided humans through darkness, La Spazio, designed by Riccardo Attimonelli, reinterprets the traditional lantern as a contemporary design piece—a bridge between past and future, between the ritual of transhumance and the vastness of cosmic space. The S-shaped hook evokes movement and continuity, while the octagon, an ancestral symbol of harmony, defines the structure. Available in wall-mounted, suspended, and pole-mounted versions, La Spazio transforms outdoor spaces with its hypnotic and dynamic play of light.

La Spazio

design Riccardo Attimonelli








on the bottom:
La Spazio 332.04.NN

on the left:
La Spazio 332.20.NN

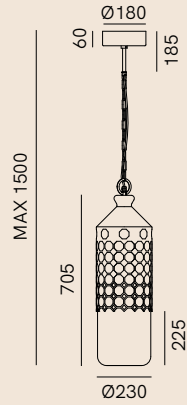






on the bottom:
La Spazio 332.01.NN

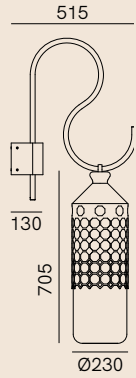




332.01.NN

1 x Max 15W LED E27

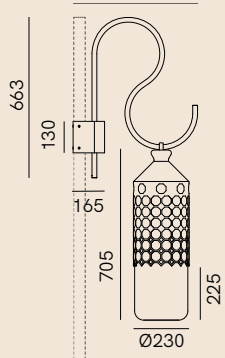
CE IP65 TRIAC/IGBT dimm



332.04.NN

1 x Max 15W LED E27

CE IP65 TRIAC/IGBT dimm

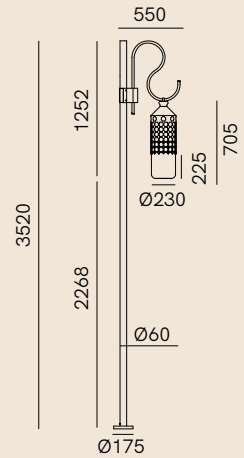


332.07.NN

1 x Max 15W LED E27

Palo non incluso, compatibile solo con pali Ø60mm
Without pole, compatible only with pole Ø60mm

CE IP65 TRIAC/IGBT dimm



332.20.NN

1 x Max 15W LED E27


Palo incluso
Pole included

CE IP65 TRIAC/IGBT dimm

FINITURE | FINISHES



NN
Nero Opaco
Matt white
RAL 9005




Vetro Bianco
White glass

Come scrigni di luce che illuminano l'ambiente circostante preservandone l'intimità e creando un'atmosfera sofisticata, le lanterne della collezione sono caratterizzate da linee pulite ed eleganti. La struttura, in ottone anticato o ottone scuro, le rende ideali anche per i contesti più naturali. Lanterne Slim è disponibile nella versione a terra, in tre varianti dimensionali, o applique.

Like caskets of light that illuminate their surroundings, preserving their intimacy and creating a sophisticated atmosphere, the brass lanterns in the collection feature clean and elegant lines. The antique brass or dark brass structure makes them ideal for more natural settings. Lanterne Slim is available in a floor lamp version, in three different sizes, or as a wall lamp.

Lanterne Slim

design DT Studio





on the right:
Lanterne Slim 267.04.00

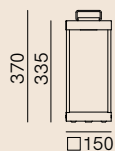
on the bottom:
Lanterne Slim 267.02.00
Lanterne Slim 267.04.00 (detail)









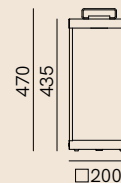


267.01.00 / OS

LED 6W 2700K CRI90

CE IP55 LED 750lm TRIAC/IGBT dimm

Driver included

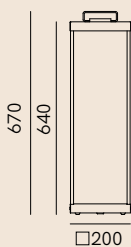


267.02.00 / OS

LED 13W 2700K CRI90

CE IP55 LED 1310lm TRIAC/IGBT dimm

Driver included

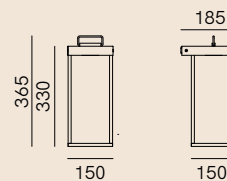


267.03.00 / OS

LED 13W 2700K CRI90

CE IP55 LED 1310lm TRIAC/IGBT dimm

Driver included

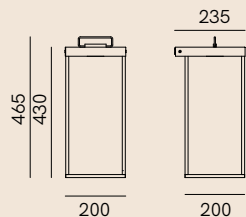


267.04.00 / OS

LED 6W 2700K CRI90

CE IP55 LED 750lm TRIAC/IGBT dimm

Driver included



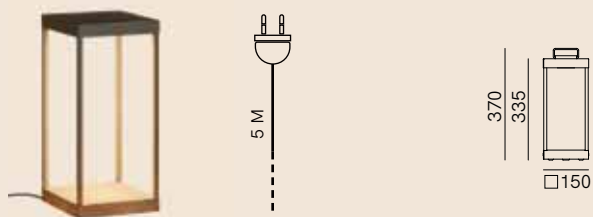
267.05.00 / OS

LED 13W 2700K CRI90

CE IP55 LED 1310lm TRIAC/IGBT dimm

Driver included

Versione con presa schuko e cavo da 5mt. | Schuko Plug and 5M cable version

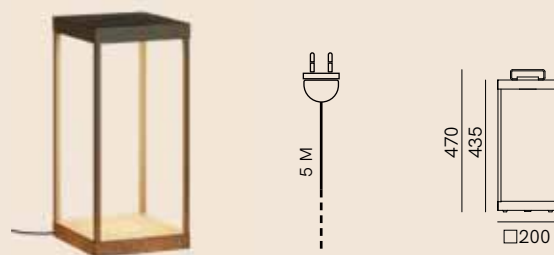


267.21.00 / OS

LED 6W 2700K CRI90

CE IP55 LED 750lm TRIAC/IGBT dimm

Driver included

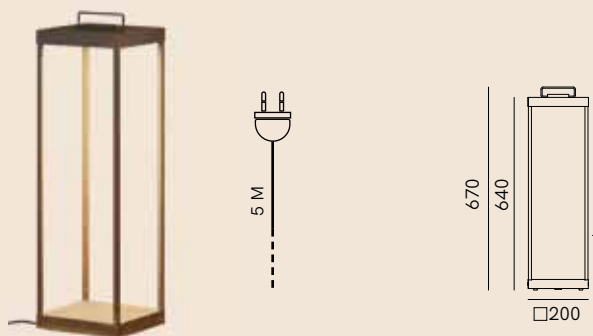


267.22.00 / OS

LED 13W 2700K CRI90

CE IP55 LED 1310lm TRIAC/IGBT dimm

Driver included



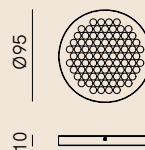
267.23.00 / OS

LED 13W 2700K CRI90

CE IP55 LED 1310lm TRIAC/IGBT dimm

Driver included


ACCESSORI | ACCESSORIES




267.90.00 / OS

Kit antiabbagliamento + 4 viti
Anti-glare kit + 4 screws

FINITURE | FINISHES



00
Ottone Anticato
Antique Brass



0S
Ottone Scuro
Dark Brass

Con una menzione speciale al *German Design Award 2024*, Madame è una collezione dalle linee leggere ed eleganti. Gli elementi che rendono la sua forma perfetta sono la raggiatura del busto e una testa minuziosamente proporzionata, adornata da una piccola sfera. Madame è disponibile in ottone naturale o in versione bicolore, nei modelli a sospensione (singola o doppia), applique e faretto a soffitto.

With the special mention at *German Design Award 2024*, the Madame collection of lamps features light and elegant lines. The elements comprising its perfect shape are the radiating torso and meticulously proportioned head, adorned with a small sphere. Madame is available in natural brass or a two-tone version, as a pendant lamp (single or double), wall lamp and ceiling spotlight version.

Madame

design DT Studio







on the left:
Madame 288.20.ME

on the bottom:
Madame 288.20.ME
Madame 288.10.ME









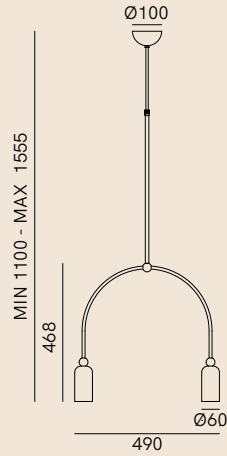
on the left:
Madame 288.03.ON

on the right:
Madame 288.01.ON



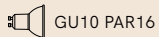
on the bottom:
Madame 288.10.ON



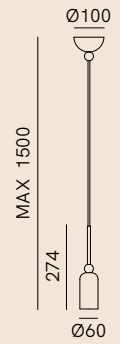


288.03.ON / ME

2 x Max 5W LED GU10

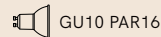


CE IP20 TRIAC/IGBT dimm

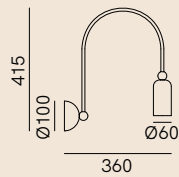


288.01.ON / ME

1 x Max 5W LED GU10



CE IP20 TRIAC/IGBT dimm

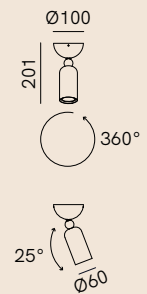


288.10.ON / ME

1 x Max 5W LED GU10

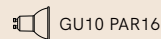


CE IP20 TRIAC/IGBT dimm



288.20.ON / ME

1 x Max 5W LED GU10



CE IP20 TRIAC/IGBT dimm

FINITURE | FINISHES



ON
Ottone Naturale
Natural Brass

Montatura | Frame



M
Morocco

Testa | Shade



E
Grafene

Un'esplorazione del dualismo tra luce e ombra, capace di svelare nuove atmosfere attraverso il design. Due applique, due identità: una squadrata, essenziale e decisa; l'altra arrotondata, morbida e avvolgente. Rivestite dall'eleganza senza tempo dell'ottone scuro, trasformano le pareti in superfici luminose, giocando con riflessi e contrasti. Grazie alla certificazione IP65, si integrano con versatilità in ambienti interni ed esterni, creando scenari suggestivi e immersivi.

An exploration of the duality between light and shadow, revealing new atmospheres through design. Two wall lamps, two identities: one square, essential, and bold; the other rounded, soft, and enveloping. Clad in the timeless elegance of dark brass, they transform walls into luminous surfaces, playing with reflections and contrasts. Thanks to IP65 certification, they seamlessly adapt to both indoor and outdoor spaces, creating evocative and immersive settings.

Mask

design DT Studio









on the bottom:
Mask 298.02.OS

on the right:
Mask 298.01.OS



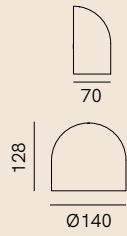






on the left:
Mask 298.01.OS

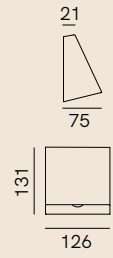




298.01.OS

LED 6W 3000K CRI90

CE IP65 LED 750lm TRIAC/IGBT dimm Driver included



298.02.OS

LED 6W 3000K CRI90

CE IP65 LED 750lm TRIAC/IGBT dimm Driver included

FINITURE | FINISHES



OS

Ottone scuro

Dark Brass

Massira, realizzata in collaborazione con Studio Zazi, si contraddistingue nell'illuminazione grazie alla rilegatura dell'ottone, una lavorazione artigianale che, accostata alla lastra metallica microforata, dona alle forme un carattere contemporaneo.

Una celebrazione della tradizione reinterpretata con stile attuale.

Massira, designed in collaboration with Studio Zazi, stands out in lighting thanks to the binding of brass, a craftsmanship that, combined with micro-perforated metal sheets, gives the shapes a contemporary character. A celebration of tradition reinterpreted with modern style.

Massira

design Studio Zazi






on the top:
Massira 295.01.MM, 295.02.MM, 295.03.MM

on the right:
Massira 295.11.MM





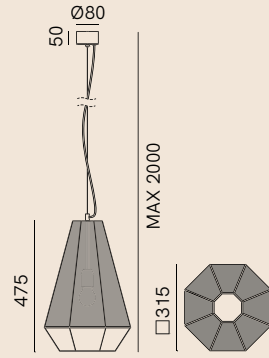


on the bottom and left:
Massira 295.10.MM



on the bottom:
Massira 295.03.MM

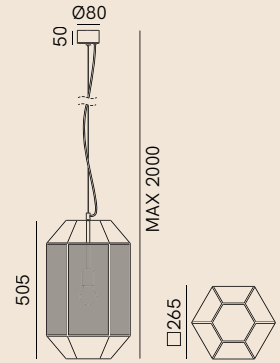




295.01.MM

1x Max 15W LED E27

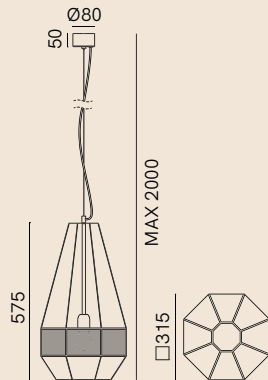
CE IP20 TRIAC/IGBT dimm



295.02.MM

1x Max 15W LED E27

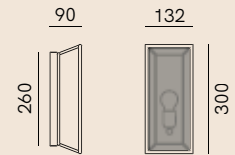
CE IP20 TRIAC/IGBT dimm



295.03.MM

1x Max 15W LED E27

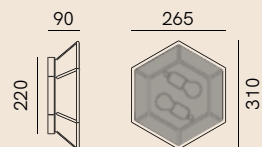
CE IP20 TRIAC/IGBT dimm



295.10.MM

1x Max 10W LED E14

CE IP20 TRIAC/IGBT dimm




295.11.MM

2x Max 10W LED E14

CE IP20 TRIAC/IGBT dimm


FINITURE | FINISHES

Montatura | Frame



MM
Morocco
Morocco

Vetro | Glass



Trasparente
Transparent

Ispirata ad atmosfere Art Deco ma decisamente contemporanea, la collezione Molecola unisce elementi in ottone naturale o anticato a sfere di vetro. La collezione si compone di lampada a sospensione, plafoniera e applique, ideali da usare da sole oppure in combinazione tra loro, creando composizioni personalizzate.

Inspired by Art Deco atmospheres yet clearly contemporary, the Molecola collection combines natural or antique brass elements with glass spheres. The collection includes an Italian brass pendant lamp, ceiling lamp and wall lamp. They can be used individually or combined to create customised compositions.

Molecola

design Fabrizio Fava







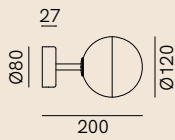
on the left:
Molecola 275.09.ONT

on the bottom:
Molecola 275.05.ONT
Molecola 275.09.OOT



on the bottom:
Molecola 275.03.OOT

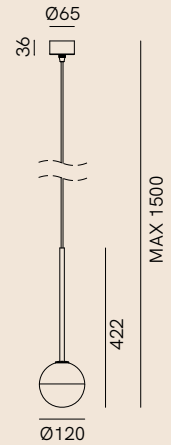




275.03.OOT / ONT

1 x Max 5W LED G9

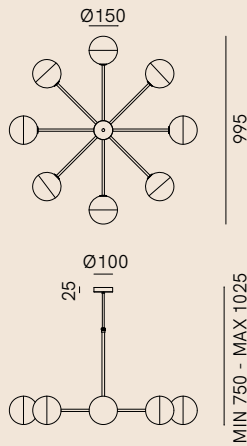
CE IP20 TRIAC/IGBT dimm



275.05.OOT / ONT

1 x Max 5W LED G9

CE IP20 TRIAC/IGBT dimm

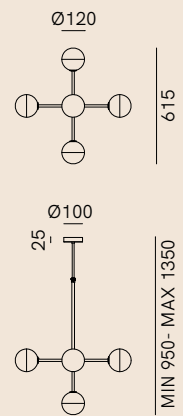


275.08.OOT / ONT

8 x Max 5W LED G9

IP20

CE IP20 TRIAC/IGBT dimm



275.09.OOT / ONT


5 x Max 5W LED G9

IP20


CE IP20 TRIAC/IGBT dimm

FINITURE | FINISHES

Montatura | Frame



ON
Ottone Naturale
Natural Brass



OO
Ottone Anticato
Antique Brass

Vetro | Glass



T
Borosilicato satinato e trasparente
Frosted and transparent borosilicate

Ispirata al principio eracliteo del tutto scorre, Pantarhei prende vita attraverso materiali che evolvono, trasformando le proprie cromie con il passare del tempo. Progettata per gli spazi esterni, la collezione include paletti da giardino in due altezze, certificati IP65. Gli elementi in terracotta, con LED integrato e disponibili in due forme, si uniscono a una solida struttura in ottone anticato, creando un legame armonioso con l'ambiente e il paesaggio. Una luce che non solo illumina, ma dialoga con la natura e con il tempo che scorre.

Pantarhei

Inspired by the Heraclitean principle of everything flows, Pantarhei comes to life through materials that evolve, transforming their hues over time. Designed for outdoor spaces, the collection includes garden bollards in two heights, all IP65-certified for weather resistance. The terracotta elements, featuring integrated LED and available in two shapes, blend with a sturdy antique brass structure, creating a harmonious connection with the environment and landscape. A light that not only illuminates but engages in a dialogue with nature and the passing of time.

design Pierattelli Architetture







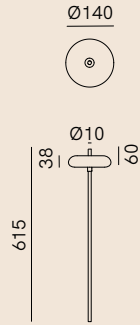
on the left and bottom:
Pantarhei 331.10.OC - 331.11.OC



on the bottom and right:
Pantarhei 330.10.OC - 330.11.OC







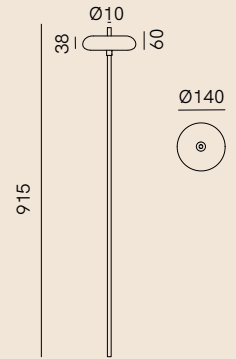
330.10.OC

LED 2,5W 2700K CRI90

CE IP65 III LED 200lm 24Vdc

Driver not included

Lunghezza del cavo: 250 cm
Cable length: 250 cm



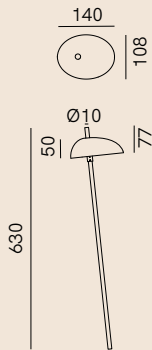
330.11.OC

LED 2,5W 2700K CRI90

CE IP65 III LED 200lm 24Vdc

Driver not included

Lunghezza del cavo: 200 cm
Cable length: 200 cm



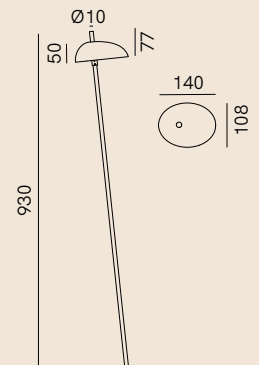
331.10.OC

LED 2,5W 2700K CRI90

CE IP65 III LED 200lm 24Vdc

Driver not included

Lunghezza del cavo: 250 cm
Cable length: 250 cm



331.11.OC

LED 2,5W 2700K CRI90

CE IP65 III LED 200lm 24Vdc

Driver not included

Lunghezza del cavo: 200 cm
Cable length: 200 cm

FINITURE | FINISHES

Montatura | Frame



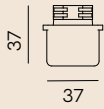
O
Ottone anticato
Antique Brass

Testa | Shade



C
Terracotta
Terracotta

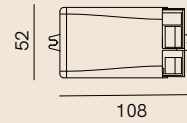
ACCESSORI | ACCESSORIES



CNT0012

muffola in pvc, 2 poli
Pvc IP connector, 2 poles

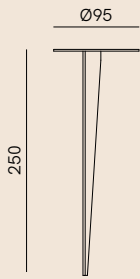
CE IP68



ALI0003

alimentatore per 1-7 luci con collegamento in parallelo
driver for 1-7 lights with parallel connection

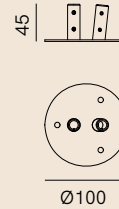
CE IP20 V out 24Vdc V in 220 - 230Vac Max 20W
Phase cut dimming



260.30.FZ

picchetto, ferro zincato
stake, galvanized iron

Da abbinare obbligatoriamente al codice 260.35.FZ
Must be paired with code 260.35.FZ.



260.35.FZ

base di fissaggio, ferro zincato
fixing base, galvanized iron

Accessorio obbligatorio.
Obligatory accessory.


ESEMPI DI COMPOSIZIONE | EXAMPLES OF COMPOSITION

La nuova basetta universale **260.35.FZ** offre massima versatilità grazie ai due punti di fissaggio integrati, pensati per creare configurazioni personalizzate con i paletti Pantarhei.

È possibile realizzare eleganti composizioni a coppia, affiancando un paletto dritto ad uno inclinato, oppure scegliere liberamente uno dei due attacchi disponibili per installare un elemento dritto o inclinato, in base alle esigenze estetiche e funzionali dello spazio.

The new universal base **260.35.FZ** offers maximum versatility thanks to its two integrated fixing points, designed to create customized configurations with Pantarhei bollards.

It is possible to create elegant paired compositions by combining one straight bollard with one angled bollard, or freely choose either of the two available fixing points to install a straight or angled element, according to the aesthetic and functional needs of the space.



La collezione di lampade Plié nasce dalla reinterpretazione in chiave moderna del tradizionale diffusore conico con un particolare effetto plissettato che richiama le gonne a ruota degli eleganti abiti femminili anni Cinquanta. Il diffusore in ottone naturale, integra una sorgente LED. Il risultato è un oggetto compatto dall'aspetto romantico, utilizzabile singolarmente o in serie.

The Plié lamp collection is a modern reinterpretation of the traditional conical diffuser with a special pleated effect that recalls the full skirts of women's elegant dresses of the 1950s. The diffuser is made of natural brass and incorporates a LED light source. The outcome is a compact object with romantic appeal, which can be used on its own or in a row.

Plié

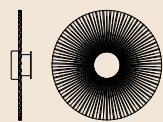
designer Paolo Dell'elce





on the bottom:
Pliè 284.06.ON (detail)



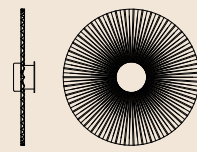


71 | Ø390

284.04.ON

LED 8W 3000K CRI90 220V

CE IP20 LED 700lm TRIAC/IGBT dimm



76 | Ø490

284.05.ON

LED 10W 3000K CRI90 220V

CE IP20 LED 950lm TRIAC/IGBT dimm




58 | Ø390

284.06.ON

LED 8W 3000K CRI90 220V

CE IP20 LED 700lm TRIAC/IGBT dimm



83 | Ø490

284.07.ON

LED 10W 3000K CRI90 220V

CE IP20 LED 950lm TRIAC/IGBT dimm

FINITURE | FINISHES



ON
Ottone Naturale
Natural Brass

Ispirate all'antica tradizione della rilegatura, le lampade della collezione Rilegato simboleggiano la tradizione artigiana italiana pur essendo prodotti moderni dallo spirito internazionale. Lampade a sospensione, da soffitto o da parete interamente fatte a mano usando vetro bisellato e ottone, secondo il miglior know-how del Made in Italy.

Inspired by the ancient tradition of bookbinding, the Rilegato collection represents traditional Italian craftsmanship while offering modern lamps with international flair.


Pendant, ceiling lamps or wall lamps entirely handmade in bevelled glass and brass, according to the best Made in Italy know-how.

Rilegato

design DT Studio + Studio63 (*Medina*)







on the left:
Rilegato 411.00.80

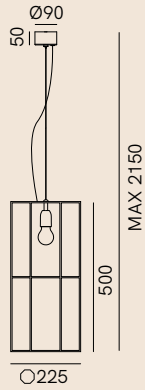
on the bottom:
Rilegato 411.00.80
Rilegato 413.00.80



on the left and bottom:
Rilegato 380.00.80
Rilegato 402.00.80



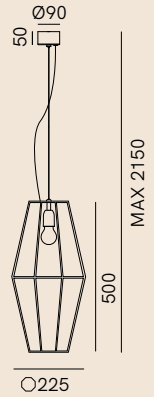




MEDINA DPE

1 x Max 15W LED E27

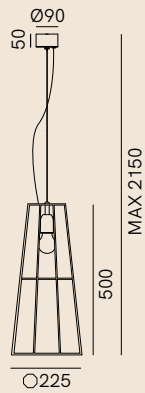
CE IP20 TRIAC/IGBT dimm



MEDINA OE

1 x Max 15W LED E27


CE IP20 TRIAC/IGBT dimm



MEDINA TCE

1 x Max 15W LED E27

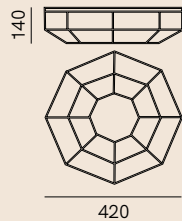
CE IP20 TRIAC/IGBT dimm



380.00.80

4 x Max 15W LED E27

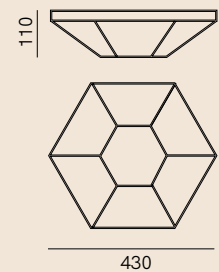
CE IP20 TRIAC/IGBT dimm



379.00.80

4 x Max 15W LED E27

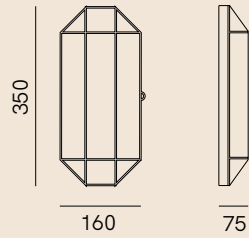
CE IP20 TRIAC/IGBT dimm



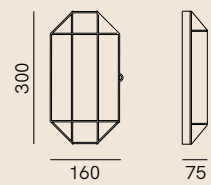
490.00.80

2 x Max 15W LED E27

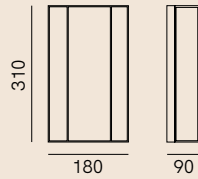
CE IP20 TRIAC/IGBT dimm



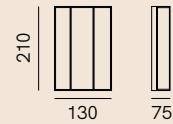
401.00.80
 2 x Max 10W LED E14
 CE IP20 TRIAC/IGBT dimm



402.00.80
 1 x Max 10W LED E14
 CE IP20 TRIAC/IGBT dimm



411.00.80
 2 x Max 10W LED E14
 CE IP20 TRIAC/IGBT dimm



413.00.80
 1 x Max 10W LED E14
 CE IP20 TRIAC/IGBT dimm


FINITURE | FINISHES

Montatura | Frame



80
 Ottone Brunito
 Burnished Brass

Vetro | Glass



Trasparente
 Transparent

Sfera, collezione per esterni, in cui design versatile e funzionalità, garantita dal suo grado IP65, si fondono per creare un'atmosfera magica negli spazi all'aperto. La bellezza della struttura in ottone anticato abbraccia delicatamente il vetro soffiato bianco, emanando una luce avvolgente e suggestiva. Con due lampade a sospensione, due lampade da soffitto, due varietà di applique e un palo da giardino, Sfera offre una soluzione completa per illuminare i tuoi esterni con eleganza e stile senza tempo.

Sfera, the outdoor collection where versatile design and functionality, provided by its IP65 rating, merge to create a magical atmosphere in outdoor spaces. The beauty of the antique brass structure delicately embraces the blown white glass, emitting a captivating and suggestive light. With its two pendant lamps, two ceiling lamps, two varieties of wall lamps and garden pole, Sfera offers a comprehensive solution to illuminate your outdoor areas with timeless elegance and style.

Sfera

design DT Studio









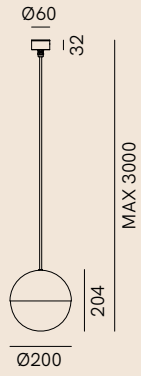
on the left:
Sfera 291.02.OOB

on the right:
Sfera 291.20.OOB

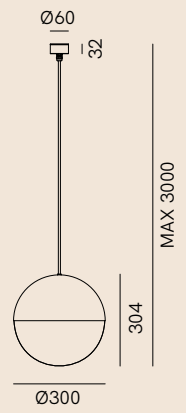
on the bottom:
Sfera 291.09.OOB
Sfera 291.06.OOB



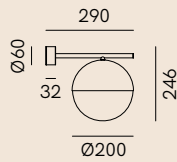




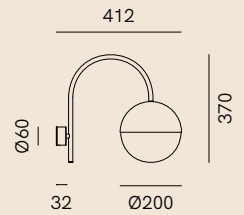
291.01.OOB
1x Max 10W LED E14
CE IP65 TRIAC/IGBT dimm



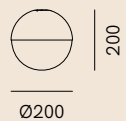
291.02.OOB
1x Max 15W LED E27
CE IP65 TRIAC/IGBT dimm



291.05.OOB
1x Max 10W LED E14
CE IP65 TRIAC/IGBT dimm



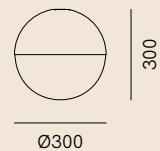
291.06.OOB
1x Max 10W LED E14
CE IP65 TRIAC/IGBT dimm



291.08.OOB

1x Max 10W LED E14

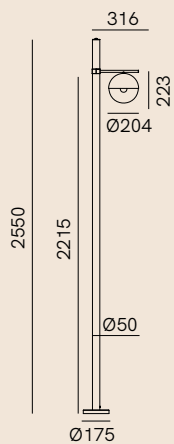
CE IP65 TRIAC/IGBT dimm



291.09.OOB

1x Max 15W LED E27

CE IP65 TRIAC/IGBT dimm



291.20.OOB

1x Max 10W LED E14

CE IP65 TRIAC/IGBT dimm


FINITURE | FINISHES

Montatura | Frame



00
Ottone Anticato
Antique Brass

Vetro | Glass



B
Bianco lucido
Glossy white

La forma del modulo luminoso è quella della Typha Latifolia, nome botanico della bellissima pianta acquatica a forma di spiga. Ogni gambo in ottone naturale sboccia in una luce a LED racchiusa da un vetro borosilicato tubolare.

A seconda dell'effetto che si vuole ottenere e dello spazio da decorare è possibile scegliere tra sospensioni a una, tre o sei luci, applique o piantana a terra.

The shape of the light module is inspired by the Typha Latifolia, the botanical name of this beautiful spiky water plant.

Each natural brass stem blooms in a LED light enclosed by tubular borosilicate glass.

Depending on the desired effect and the space to decorate, it is possible to choose from pendant lamps with one, three or six lights, wall lamp or floor lamp.

Typha

design Calvi Brambilla







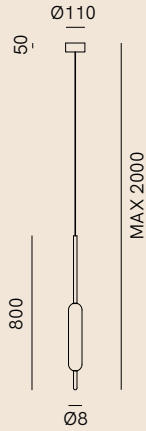
on the left:
Typha 285.05.ON

on the bottom:
Custom Solution - Typha 285.03 in Morocco finish
Typha 285.02.ON detail



on the bottom:
Typha 285.04.ON

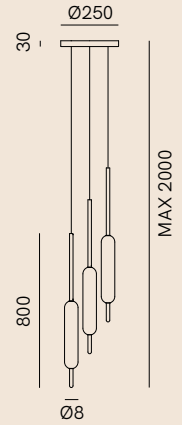




285.01.ON

LED 20W 2700K CRI90

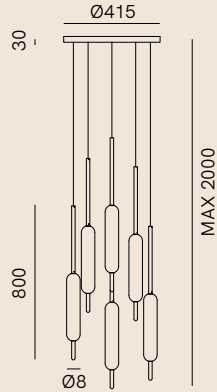
CE IP20 LED 1750lm TRIAC/IGBT dimm



285.02.ON

LED 42W 2700K CRI90

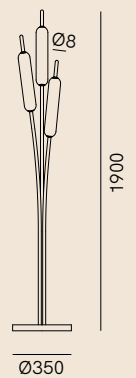
CE IP20 LED 3510lm TRIAC-IGBT / PUSH dimm



285.03.ON

LED 83W 2700K CRI90

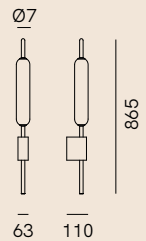
CE IP20 LED 7750lm TRIAC-IGBT / PUSH dimm



285.04.ON

LED 42W 2700K CRI90

CE IP20 LED 3510lm Dimmerabile / Dimmable



285.05.ON

LED 20W 2700K CRI90

CE IP20 LED 1750lm TRIAC/IGBT dimm


FINITURE | FINISHES

Montatura | Frame



ON
Ottone Naturale
Natural Brass

Vetro | Glass



Borosilicato Bianco
White Borosilicate

2010 - 2015

Canaline, sistema modulare che permette la realizzazione di un impianto elettrico a vista assecondando esigenze tecniche (realizzazione di impianti elettrici su pareti in pietra) ed estetiche (creazione di soluzioni contemporanee che arredano l'ambiente). Il sistema è composto da scatole di derivazione, interruttori, raccordi, tubi entro ai quali far passare il cavo elettrico. La composizione può essere completata con gli appositi faretti o accostando sospensioni e/o applique presenti a catalogo. Disponibile in ottone anticato o ferro.

Canaline is a modular system that gives the opportunity to realize a visible electrical system in according to technical (realization of electrical systems on stone walls) and aesthetic needs (creation of contemporary solutions that furnish the environment). The system consists of junction boxes, switches, fittings, tubes for passing the electrical cable. The composition could be completed with the appropriate spotlights or by combining suspensions and/ or wall lamps from our catalogue. Available in antiqued brass or iron.

Canaline

design DT Studio

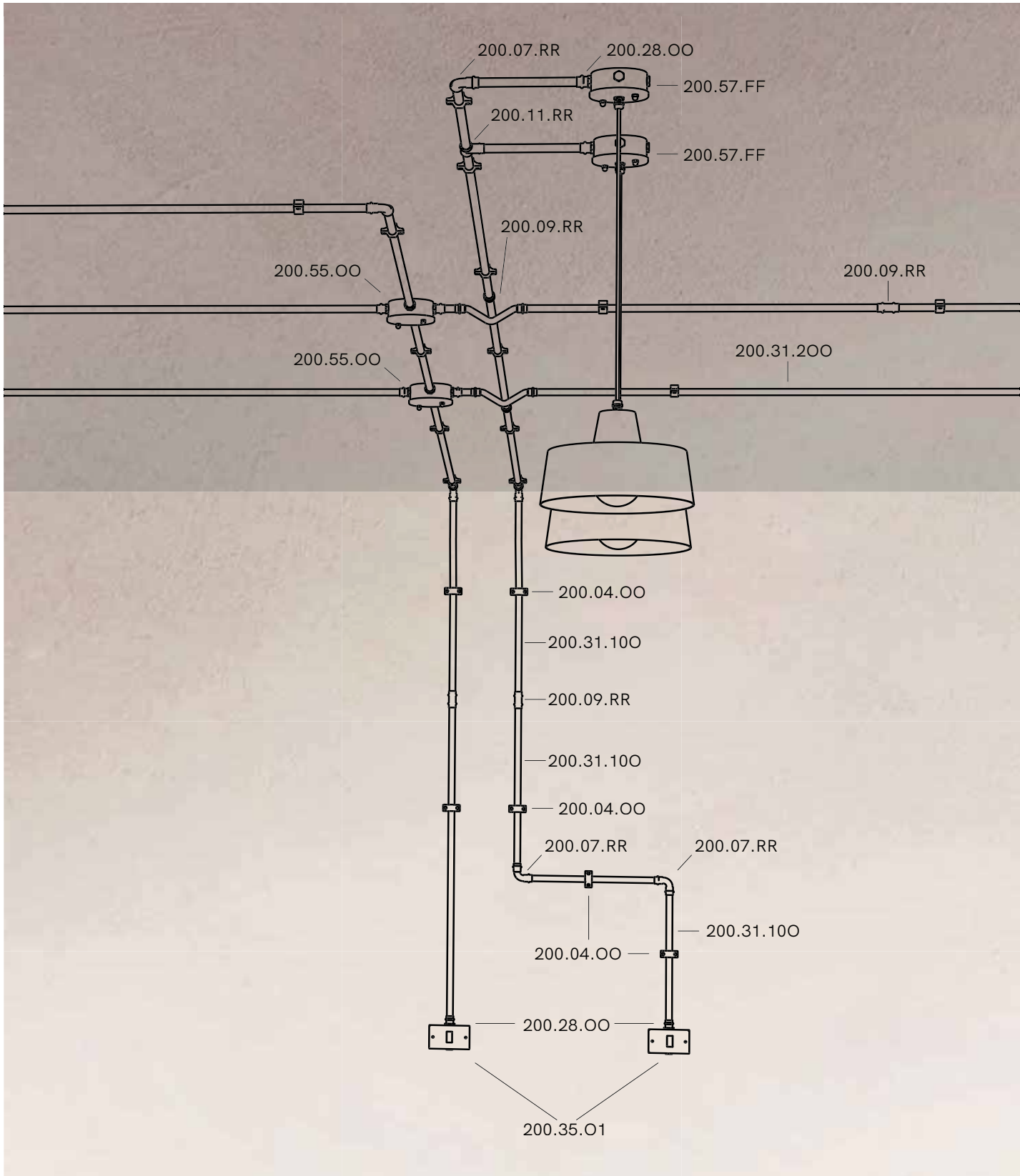


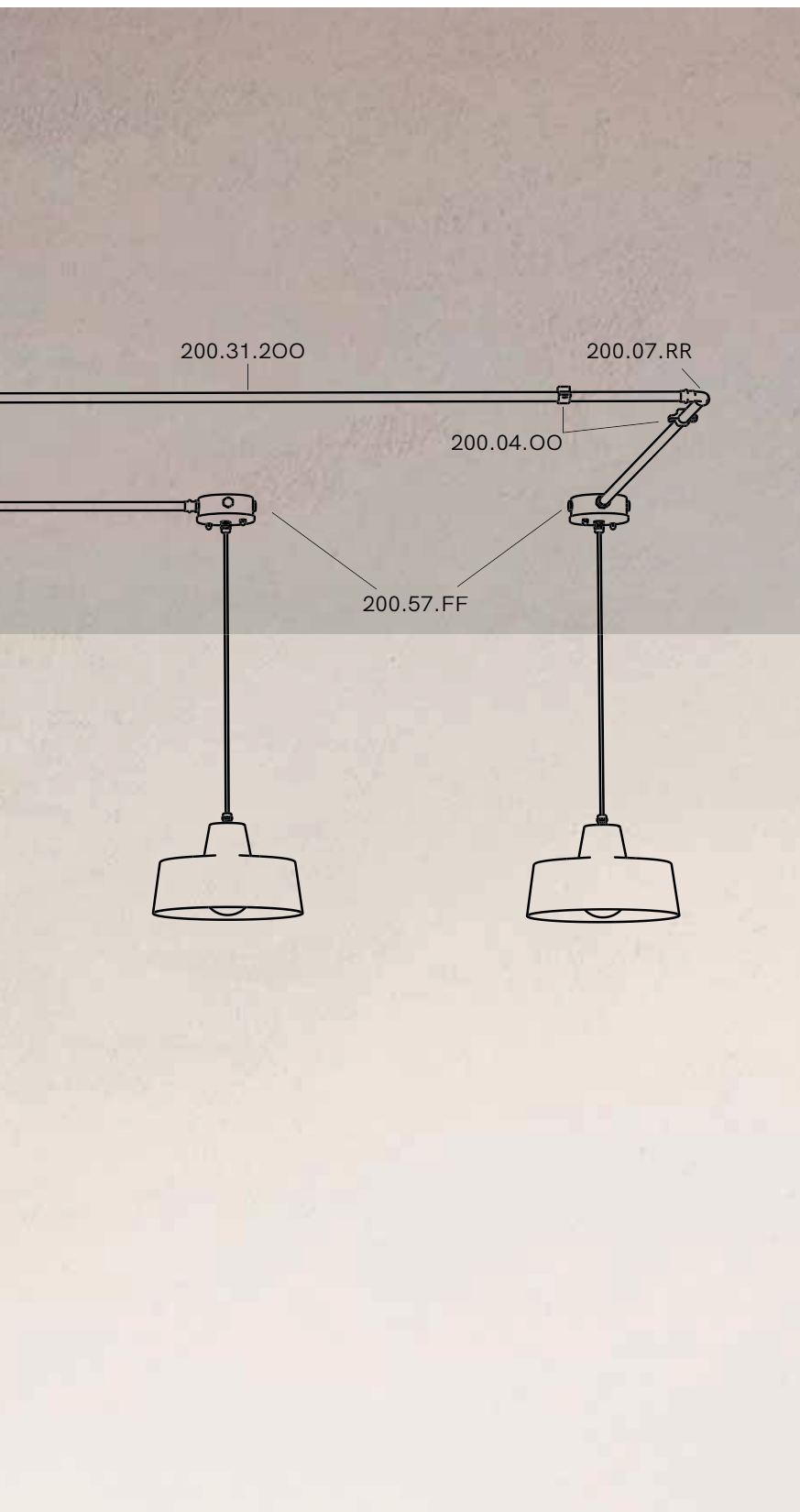






COMPOSITIONS





DAL BASSO | FROM BELOW

200.28.OO

Manicotto per scatole di derivazione
Coupling to junction box

200.04.OO

Supporto a muro per tubo liscio Ø18 mm
Wall support for pipe connector Ø18 mm

200.31.100

L 1000 mm

200.31.150

L 1500 mm

200.31.200

L 2000 mm

Tubo liscio Ø18 mm
Smooth pipe Ø 18 mm

200.07.RR

Curva 90° per tubo liscio Ø18 mm
90° connector pipe Ø18 mm

200.09.RR

Manicotto per tubo liscio Ø18 mm
Linear pipe connector Ø18 mm

200.55.OO

Scatola di derivazione, 3 tappi, 1 raccordo
Junction box, 3 holes, 1 coupling

200.57.FF

Scatola di derivazione / rosone per serie Officina
(tutti i modelli) e Loft (cod. 269.11 e 269.12)
Junction box / canopy for Officina serie (all models)
and Loft (codes 269.11 and 269.12)

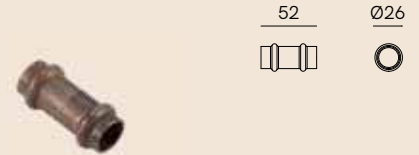
TUBI E ACCESSORI | PIPES AND ACCESSORIES



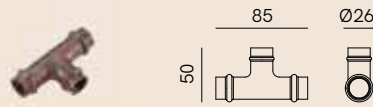
200.04.OO
Supporto a muro per tubo liscio Ø18 mm
Wall support for pipe connector Ø18 mm



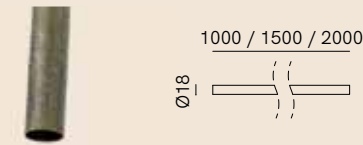
200.07.RR
curva a 90° per tubo liscio Ø18 mm
90° connector for Ø18 mm smooth brass tube



200.09.RR
Manicotto per tubo liscio Ø18 mm
Linear pipe connector Ø18 mm



200.11.OO
raccordo a T per tubo liscio Ø18 mm
T-pipe connector Ø18 mm




200.31.100 L 1000 mm
200.31.150 L 1500 mm
200.31.200 L 2000 mm

Tubo liscio Ø18 mm
Smooth pipe Ø 18 mm

SCATOLE DI DERIVAZIONE, ROSONI, ACCESSORI E SCATOLE DA PARETE PER INTERRUTTORE
JUNCTION BOX, CANOPIES, ACCESSORIES AND WALL BOXES FOR SWITCH



200.55.OO IP 40
Scatola di derivazione, 3 tappi, 1 raccordo
Junction box, 3 holes, 1 coupling



200.57.FF IP 40
Scatola di derivazione / rosone per serie Officina
(tutti i modelli) e Loft (cod. 269.11 e 269.12)
*Junction box / canopy for Officina serie (all models)
and Loft (codes 269.11 and 269.12)*

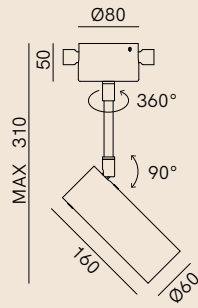


200.28.OO
Manicotto per scatole di derivazione
Coupling to junction box



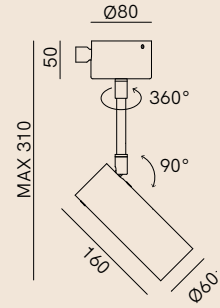
200.35.O1 IP 40
Scatola per un interruttore, completa di 1
tappo e manicotto
*Wall box for 1 switch, includes 1 plug and 1
coupling*

FARETTI CON 2 USCITE
SPOTLIGHTS WITH 2 OUTPUTS



214.07.FF / OO
1 x Max 5W LED GU10
CE IP20 TRIAC/IGBT dimm

FARETTI CON 1 USCITA
SPOTLIGHTS WITH 1 OUTPUT




214.17.FF / OO
1 x Max 5W LED GU10
CE IP20 TRIAC/IGBT dimm

SOSPENSIONI E APPLIQUE | PENDANT LIGHTS AND WALL LIGHTS

Il sistema Canaline supporta, con l'utilizzo degli appositi rosoni (cod. 200.57 / 200.59), il collegamento di sospensioni a cavo unico e applique delle collezioni Officina, Loft, Reporter, Marina.
Per richieste di fattibilità, contattare l'azienda.

By the use of the special canopies (cod. 200.57 / 200.59), the Canaline system supports the connection of single cable pendant lamps and wall lamps from Officina, Loft, Reporter and Marina collections.
In case of requests for feasibility analyses, please contact our offices.


FINITURE | FINISHES



FF
Ferro Anticato
Antique Iron



RR
Rame Anticato
Antique Copper



OO / O1 / 100 / 150 / 200
Ottone Anticato
Antique Brass

La collezione di lampade da parete
Decori trasforma in un oggetto di design
l'illuminazione propriamente tecnica.
Merito dell'attenta ricerca materica, che
prevede una montatura in rame o ferro
capace di valorizzare l'estrema essenzialità
delle linee.

The Decori collection of wall lights
turns purely technical lighting into
a design object. This is thanks to
careful research into materials,
with a copper or iron fixture that
enhances the extreme essentiality of
the lines.

Decori

design DT Studio





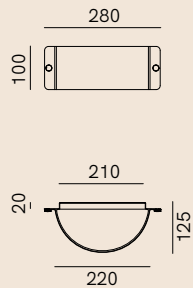


on the left and bottom:
Decori 252.01.RR



on the right and bottom:
Decori 252.05.RF

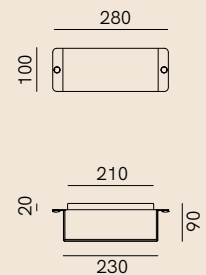




252.01.RF / RR

1 x Max 15W LED E27

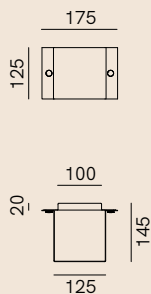
CE IP54 TRIAC/IGBT dimm



252.03.RF / RR

1 x Max 15W LED E27

CE IP54 TRIAC/IGBT dimm



252.05.RF / RR


1 x Max 5W LED G9

CE IP54 TRIAC/IGBT dimm




FINITURE | FINISHES

Montatura | Frame



R
Rame Anticato
Antique Copper

Fascia | Band



F
Ferro Anticato
Antique Iron



R
Rame Anticato
Antique Copper

LEGENDA | ICON KEY



Luce bidirezionale
Bidirectional light

Le linee pulite della collezione di lampade da interno Dew danno risalto alla purezza della materia ferro. L'elemento a sospensione può essere usato da solo o in combinazione con altri, per creare composizioni lineari o raggruppamenti dall'effetto scenografico. Dew è disponibile anche in versione lampada da parete/soffitto.

The clear-cut lines of the Dew collection of Italian indoor lamps highlight the pure nature of iron. The pendant lamp can be used on its own or combined with others to create linear compositions or groups with a spectacular effect. Dew is also available in a modern wall/ceiling lamp version.

Dew

design DT Studio







on the bottom and left:
Dew 289.05.FFT
(ceiling or wall installation)



on the bottom:
Dew 289.01.FFT
Dew 289.10.FFT

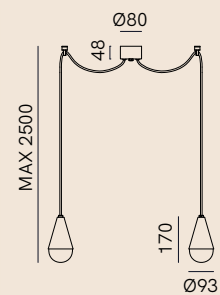




289.01.FFT

1 x Max 5W LED G9

CE IP20 TRIAC/IGBT dimm



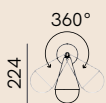
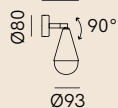
289.10.FFT

2 x Max 5W LED G9

CE IP20 TRIAC/IGBT dimm



MIN 138 - MAX 265




289.05.FFT

1 x Max 5W LED G9

CE IP20 TRIAC/IGBT dimm


FINITURE | FINISHES

Montatura | Frame



FF
Ferro Anticato
Antique Iron

Vetro | Glass



T
Trasparente
Transparent

Ispirate alle luci delle sagre paesane, le lampade della collezione Drop sono tra le più note e apprezzate de Il Fanale. Semplici ma ricercate, una soluzione originale per l'arredamento degli ambienti esterni ed interni, anche quelli meno spaziosi grazie alla nuova Drop Mini, reinterpretazione dalle dimensioni ridotte. Drop unisce bellezza a versatilità di installazione, permettendo di creare atmosfere suggestive in ogni spazio dando vita a composizioni uniche.

Inspired by the lights of traditional village festivals, the lamps from the Drop collection are among the most well-known and appreciated by Il Fanale. Simple yet refined, they offer an original solution for furnishing both outdoor and indoor spaces, even smaller ones, thanks to the new Drop Mini, a reinterpretation in a more compact size. Drop combines beauty with installation versatility, allowing you to create evocative atmospheres in any setting and bring unique compositions to life.

Drop & Drop mini

design DT Studio





Drop



on the left:
Drop 270.02.ORT

on the bottom:
Drop 270.04.ORT



on the right:
Drop 270.13.ORT

on the bottom:
Drop 270.03.ORT
Drop 270.12.ORT





on the right and bottom:
Drop Mini 270.42.OOT







on the left:
Drop Mini 270.43.OOT

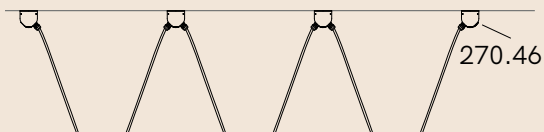
on the bottom:
Drop & Drop Mini
Drop Mini 270.44.OOT



ESEMPI DI COMPOSIZIONE | EXAMPLE OF COMPOSITIONS

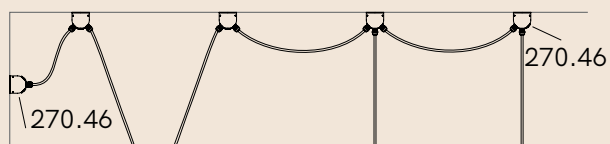
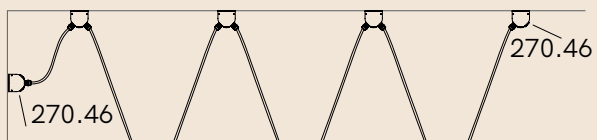
1

Installazione con allacciamento elettrico a soffitto
Ceiling installation with ceiling electrical connection



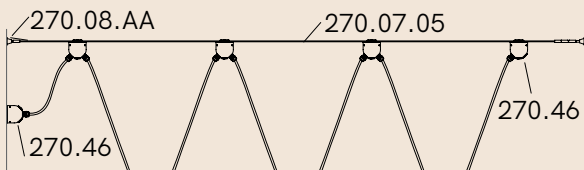
2

Installazione a soffitto con allacciamento elettrico a parete
Ceiling installation with wall electrical connection



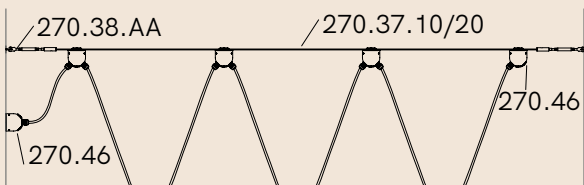
3

Installazione su cavo d'acciaio fino a 5 mt. (fino a 3 lampade)
Up to 5 mt. steel cable installation (up to 3 lamps)

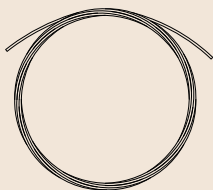


4

Installazione su cavo d'acciaio > 5 mt. (superiore a 3 lampade)
> 5 mt. steel cable installation (for more than 3 lamps)

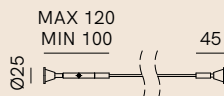


ACCESSORI | ACCESSORIES



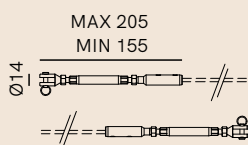
270.07.05 - 5 mt. - Ø3 mm
270.37.10 - 10 mt. - Ø4 mm
270.37.20 - 20 mt. - Ø4 mm
270.37.30 - 30 mt. - Ø4 mm

Cavo d'acciaio
 Steel cable



270.08.AA

Kit per cavo d'acciaio fino a 5 mt.
 Kit for steel cable up to 5 mt.



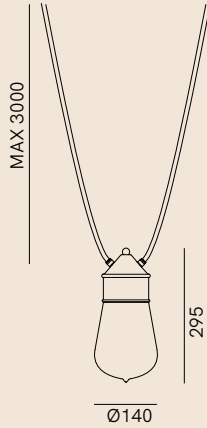
270.38.AA

Kit 2 tiranti per cavo d'acciaio > 5 mt.
 Kit 2 tie rods for steel cable > 5 mt.



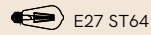
270.46.OO

Rosone muro/soffitto con 3 stringicavi e 2 tappi
 Wall/ceiling canopy with 3 cable glands and 2
 plugs

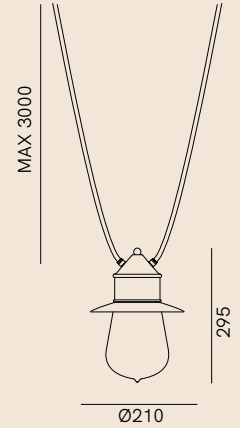


270.02.ORT

1 x Max 15W LED E27

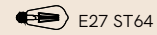


CE IP65 TRIAC/IGBT dimm

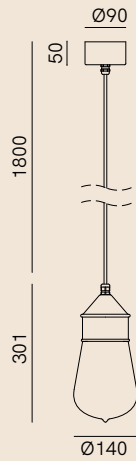


270.12.ORT

1 x Max 15W LED E27

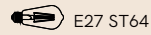


CE IP65 TRIAC/IGBT dimm

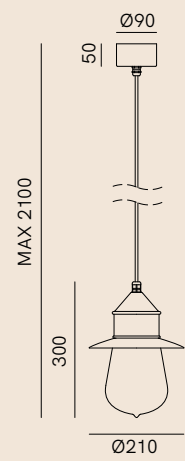


270.03.ORT

1 x Max 15W LED E27

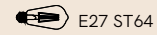


CE IP65 TRIAC/IGBT dimm

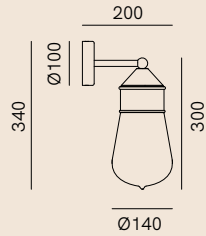


270.13.ORT

1 x Max 15W LED E27

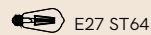


CE IP65 TRIAC/IGBT dimm

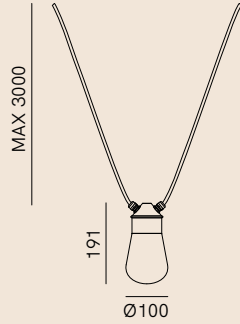


270.04.ORT

1 x Max 15W LED E27



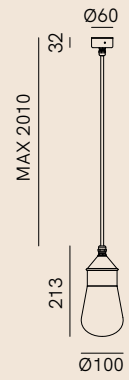
CE IP65 TRIAC/IGBT dimm



270.42.OOT

1 x Max 10W LED E14

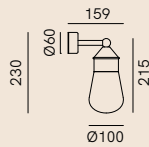
CE IP65 TRIAC/IGBT dimm



270.43.OOT

1 x Max 10W LED E14

CE IP65 TRIAC/IGBT dimm




270.44.OOT

1 x Max 10W LED E14

CE IP65 TRIAC/IGBT dimm

FINITURE | FINISHES

Montatura | Frame




O
Ottone Anticato
Antique Brass

Testa | Shade




R
Rame Anticato
Antique Copper



O
Ottone Anticato
Antique Brass

Vetro | Glass



T
Trasparente
Transparent

La collezione di lampade da esterni Fiordo nasce dalla volontà di portare le caratteristiche del design d'interni a prodotti destinati all'outdoor, per creare anche all'aria aperta atmosfere accoglienti e familiari. Con linee ispirate all'estetica nordica, le lampade da terra o da parete sono realizzate in ottone e rame.

The Fiordo collection of outdoor lamps is based on the desire to bring the characteristics of interior design to products intended for outdoor use, thereby creating attractive and familiar atmospheres in the open air. With lines inspired by Nordic aesthetic style, these Italian floor lamps and wall lamps are made of brass and copper.

Fiordo

design DT Studio







on the left:
Fiordo 261.01.OR

on the bottom:
Fiordo 261.01.OR (detail)



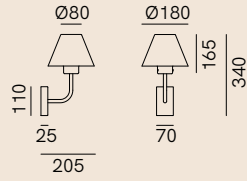




on the left:
Fiordo 261.01.OR, 261.10.OR

on the bottom:
Fiordo 261.10.OR

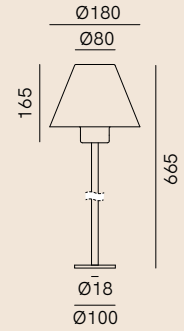




261.01.OR

1 x Max 5W LED G9

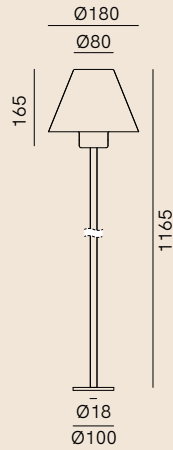
CE IP54 TRIAC/IGBT dimm



261.10.OR

1 x Max 5W LED G9

CE IP54 TRIAC/IGBT dimm



261.12.OR

1 x Max 5W LED G9

CE IP54 TRIAC/IGBT dimm



Picchetto
Stake

260.30.FZ

Ø 95 H 252 mm

LEGENDA | ICON KEY




Luce bidirezionale
Bidirectional light



Luce cut-off
Cut-off light

FINITURE | FINISHES

Montatura | Frame



O
Ottone Anticato
Antique Brass

Testa | Shade



R
Rame Anticato
Antique Copper

Ispirate alla grande volta curva del cielo, le lampade a sospensione Galileo hanno un tratto grafico deciso che ricalca una perfetta mezza sfera. Sospensioni e applique, di dimensioni e finiture interne diverse, sono realizzate in ferro anticato.

Inspired by the great curved vault of the sky, Galileo pendant lamps have a powerful graphic line that resembles a perfect half-sphere. These pendant lamps and wall lamps, in different sizes and interior finishes, are made of antique iron.

Galileo

design DT Studio





on the right:
Galileo 251.02.FF

on the bottom:
Galileo 251.04.F96 (gold leaf)
Galileo 210.02.F1





FINITURE | FINISHES



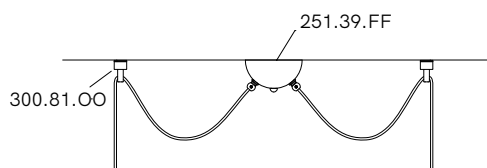
FF - Ferro anticato / Antique Iron
Available on all collections



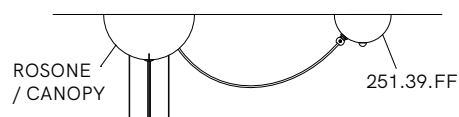
F96 - Esterno ferro anticato, interno foglia oro
External Antique Iron, internal gold leaf
Available on models
251.02 - Ø 400 mm
251.04 - Ø 600 mm
251.06 - Ø 800 mm

ESEMPI DI COMPOSIZIONE | EXAMPLE OF COMPOSITIONS

Installazione con rosone per 2 sospensioni e 2 ganci per attacco a soffitto
Installation with canopy kit for 2 pendants and 2 ceiling hooks

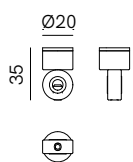


Installazione con rosone per decentramento lampada
Installation with canopy for lamp off-centre

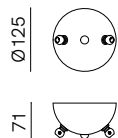


NOTA: Cavo extra a richiesta per entrambe le composizioni.
NOTE: Additional cable on request for both compositions.

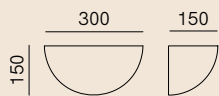
ACCESSORI | ACCESSORIES



300.81.OO
Gancio per attacco a soffitto
Ceiling hook



251.39.FF
Rosone per 2 sospensioni / decentramento
Canopy kit for 2 pendants / off-centre



210.02.F1

1 x Max 15W LED E27

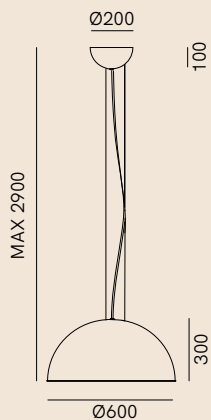
CE IP20 TRIAC/IGBT dimm



251.02.FF / F96

1 x Max 15W LED E27

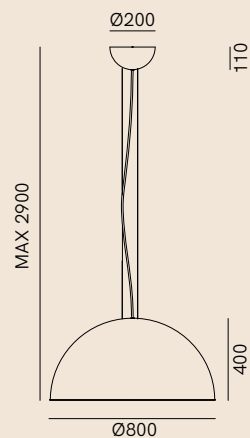
CE IP20 TRIAC/IGBT dimm



251.04.FF / F96

1 x Max 15W LED E27

CE IP20 TRIAC/IGBT dimm




251.06.FF / F96

1 x Max 15W LED E27

CE IP20 TRIAC/IGBT dimm


FINITURE | FINISHES

Finitura esterna | External finish



F
Ferro Anticato
Antique Iron

Finitura interna | Internal finish



F
Ferro Anticato
Antique Iron



96
Foglia oro
Gold leaf

Best seller del Fanale, la collezione Girasoli si caratterizza per un design minimalista ispirato alla forma geometrica del cilindro.

Rigorose e primordiali, lampade a sospensione, lampade a soffitto e applique mettono in risalto con le loro linee essenziali la purezza della materia, vera protagonista di tutta la serie.

Le lampade, di diverse misure da usare anche in combinazione tra loro, sono disponibili in ferro anticato, ottone naturale o ottone anticato.

The best-selling product of Il Fanale, the Girasoli collection features minimalist design inspired by the geometric shape of the cylinder. Rigorous and primordial, with their essential lines these pendant lamps, ceiling lamps and wall lamps highlight the pure nature of the material, the true protagonist of the entire range. The lamps, in different sizes that can also be combined, are available in antique iron, natural brass or antique brass.

Girasoli

design DT Studio







on the left:
Girasoli 208.46.ON

on the bottom:
Girasoli 208.33.ON
Girasoli 208.46.ON



on the right:
Girasoli 208.33.01, 214.10.00

on the bottom:
Girasoli 208.33.01
Girasoli 214.08.00







on the left and bottom:
Girasoli 214.26.00



on the right:
Girasoli 208.03.O1



FF / F1 - Girasoli, Antique Iron finish

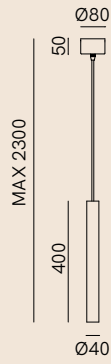


ON / N1 - Girasoli, Natural Brass finish



OO / O1 - Girasoli, Antique Brass finish

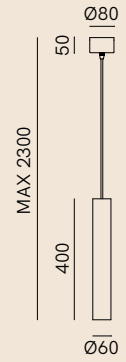




208.31.FF / OO / ON

1 x Max 5W LED G9

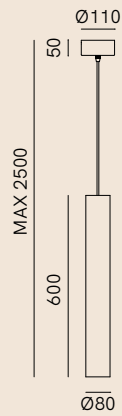
CE IP20 TRIAC/IGBT dimm



208.33.F1 / O1 / N1

1 x Max 5W GU10

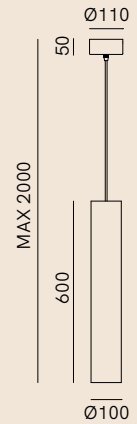
CE IP20 TRIAC/IGBT dimm



208.34.FF / OO / ON

1 x Max 15W LED E27 PAR20

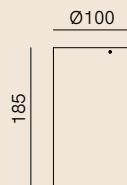
CE IP20 TRIAC/IGBT dimm



208.35.FF / OO / ON

1 x Max 15W LED E27 PAR30

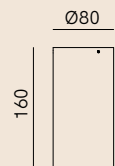
CE IP20 TRIAC/IGBT dimm



208.01.FF / OO / ON

1 x Max 15W LED E27 PAR30 Lampadina Ø max 96mm / Bulb Ø max 96mm

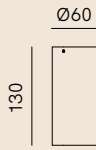
CE IP20 TRIAC/IGBT dimm



208.02.FF / OO / ON

1 x Max 15W LED E27 PAR20

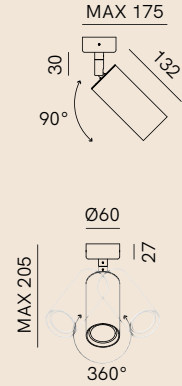
CE IP20 TRIAC/IGBT dimm



208.03.F1 / O1 / N1

1 x Max 5W LED GU10

CE IP20 TRIAC/IGBT dimm

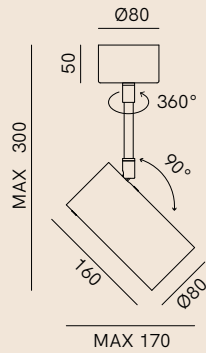


208.46.FF / OO / ON

1 x Max 5W LED GU10

GU10 PAR16 Max H 53mm

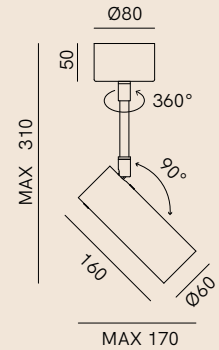
CE IP20 TRIAC/IGBT dimm



214.08.FF / OO

1 x Max 15W LED E27 PAR20

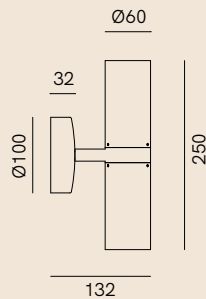
CE IP20 TRIAC/IGBT dimm



214.10.FF / OO

1 x Max 5W LED GU10

CE IP20 TRIAC/IGBT dimm




214.26.FF / OO


2 x Max 5W LED GU10

CE IP20 TRIAC/IGBT dimm

FINITURE | FINISHES



FF / F1
Ferro Anticato
Antique Iron



OO / O1
Ottone Anticato
Antique Brass



ON / N1
Ottone Naturale
Natural Brass

Loft è una collezione di lampade da interni dallo stile industriale realizzate in ferro. Lampade dal mood contemporaneo, connotate da forme decise e da una forte matericità. Un sistema a snodi ne facilita il movimento dall'alto verso il basso e a sinistra, nei numerosi i modelli disponibili.

Loft is a collection of indoor lamps in industrial style, made of iron. The lamps offer a contemporary mood, featuring distinct shapes and striking material quality. A joint system facilitates movement from top to bottom: and to the left:, for the many models available.

Loft

design DT Studio



ESPRESSO





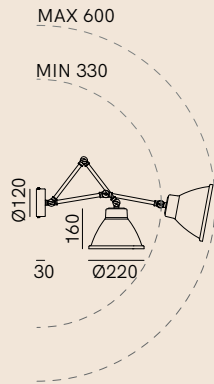
on the right and bottom:
Loft 269.11.FF
Loft 269.05.OF



on the right and bottom:
Loft 269.08.OF



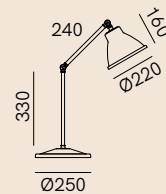




269.05.OF

1 x Max 15W LED E27

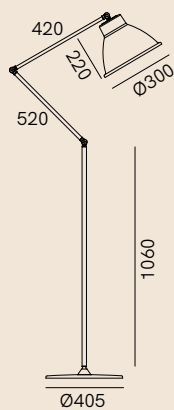
CE IP20 ⊕ TRIAC/IGBT dimm



269.06.OF

1 x Max 15W LED E27


CE IP20 ⊕ Non dimmerabile / Not dimmable



269.08.OF

1 x Max 15W LED E27


CE IP20 ⊕ Non dimmerabile / Not dimmable



269.11.FF

1 x Max 15W LED E27

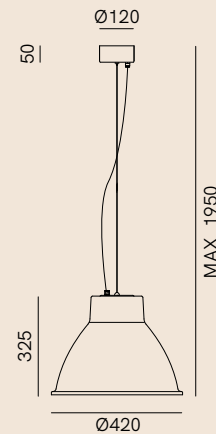
CE IP20 ⊕ TRIAC/IGBT dimm



269.12.FF

1 x Max 15W LED E27

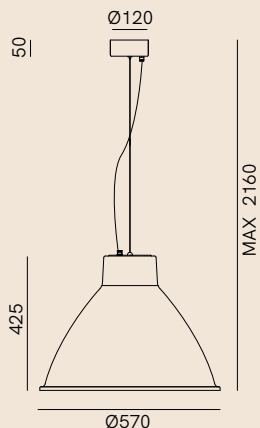
CE IP20 ⊕ TRIAC/IGBT dimm



269.13.FF

1 x Max 15W LED E27

CE IP20 ⊕ TRIAC/IGBT dimm



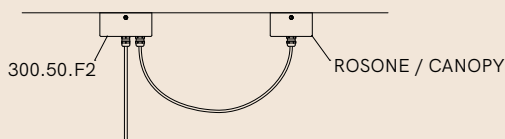
269.14.FF

1 x Max 15W LED E27

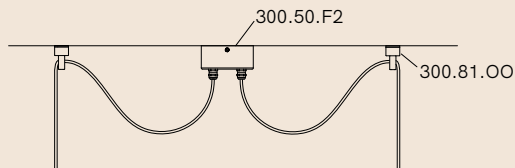
CE IP20 TRIAC/IGBT dimm

ESEMPI DI COMPOSIZIONE | EXAMPLE OF COMPOSITIONS

Installazione con rosone per decentramento lampada
Installation with canopy for lamp off-centre

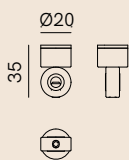


Installazione con rosone per 2 sospensioni e 2 ganci per attacco a soffitto
Installation with canopy kit for 2 pendants and 2 ceiling hooks



NOTA: Cavo extra a richiesta per entrambe le composizioni.
NOTE: Additional cable on request for both compositions.

ACCESSORI | ACCESSORIES



300.81.OO

Gancio per attacco a soffitto
Ceiling hook




300.50.F2


Rosone per 2 sospensioni / decentramento e 2 tappi
Canopy kit for 2 pendants / off-centre, with 2 plugs

FINITURE | FINISHES

Montatura | Frame




O
Ottone Anticato
Antique Brass



F
Ferro Anticato
Antique Iron

Testa | Shade



F
Ferro Anticato
Antique Iron

Nella collezione di lampade London la tradizione incontra suggestioni internazionali. Ne nascono lampade a sospensione, applique e plafoniere dove le trasparenze del vetro valorizzano la struttura in ferro anticato, creando inaspettati cambi di visione e atmosfere di sicuro impatto.

The London collection of lamps combines tradition with international influences. The result is pendant lamps, wall lamps and ceiling lamps, where the transparent nature of glass enhances the antique iron fixture, creating unexpected changes of vision and striking atmospheres.

London

design DT Studio







on the left:
London 205.30.FF

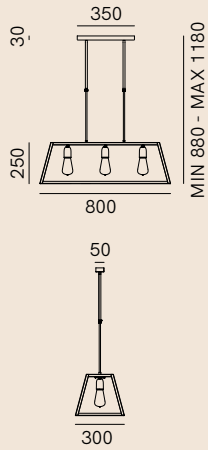
on the bottom:
London 205.09.FF
London 205.08.FF



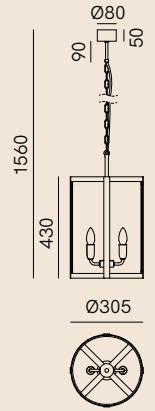




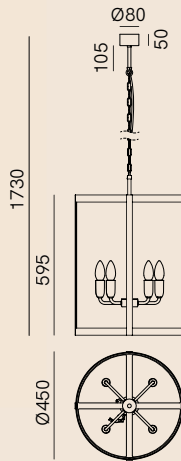
on the left:
London 205.36.FF, 205.30.FF



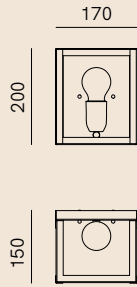
205.24.FF
 3 x Max 15W LED E27
 CE IP20 TRIAC/IGBT dimm



205.35.FF
 2 x Max 10W LED E14
 CE IP20 TRIAC/IGBT dimm

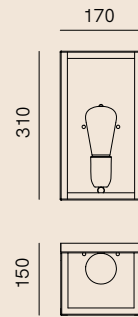


205.36.FF
 4 x Max 10W LED E14
 CE IP20 TRIAC/IGBT dimm

**205.08.FF**

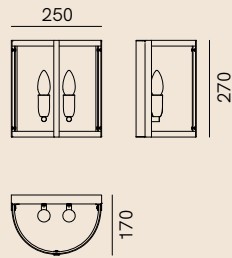
1 x Max 15W LED E27

TRIAC/IGBT dimm

**205.09.FF**


1 x Max 15W LED E27

TRIAC/IGBT dimm

**205.30.FF**

2 x Max 10W LED E14

TRIAC/IGBT dimm

FINITURE | FINISHES**Montatura | Frame**

FF
 Ferro Anticato
 Antique Iron

Vetro | Glass

Trasparente
 Transparent

Lo stile marinaro è il leitmotiv della collezione Marina, nata dalla volontà di soddisfare esigenze propriamente tecniche, e sviluppatasi poi come design autonomo.

La collezione include lampade da parete, applique e segnapasso dall'aspetto equilibrato, realizzate in ottone anticato.

A marine style is the leitmotif of the Marina collection, created to meet technical requirements and then developed into an independent design.

The collection includes wall lights and lamps, and steplights with a balanced appearance, made of antique brass.

Marina

design DT Studio







on the left:
Marina 247.02.00

on the bottom:
Marina 247.01.00



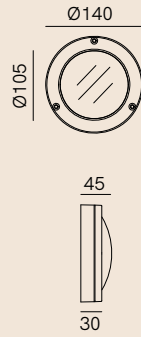
on the right:
Marina 247.36.OO combined with Canaline system





on the bottom:
Marina 247.36.00

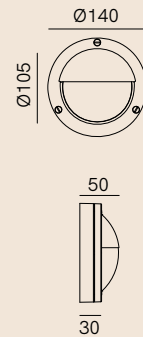




247.01.00

1 x Max 5W LED G9

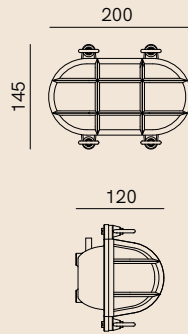
CE IP55 TRIAC/IGBT dimm



247.02.00

1 x Max 5W LED G9

CE IP55 TRIAC/IGBT dimm

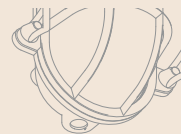


247.36.00

1 x Max 15W LED E27

CE IP54 TRIAC/IGBT dimm

ACCESSORI | ACCESSORIES



247.99.ZZ

200.28.OO

247.99.ZZ


Manicotto di raccordo tra Marina e accessorio Canaline 200.28.OO

Coupling joint between Marina and Canaline accessorie 200.28.OO

Per articoli | For articles: 247.36


FINITURE | FINISHES

Montatura | Frame



OO
Ottone Anticato
Antique Brass

Vetro | Glass



Satinato
Satin



Trasparente
Transparent

Solo per l'articolo | Only for the article:
247.36

Le lampade della collezione Officina uniscono la ruvidezza del ferro alla ricercatezza di linee essenziali.

Il gusto è tipicamente industrial, per lampade a sospensione e applique da interno in grado di creare atmosfera ovunque siano posizionate, sia in un ambiente domestico sia in uno spazio collettivo.

The Italian lamps in the Officina collection combine the rough texture of iron with refined essential lines. The style is typically industrial for pendant lamps and indoor wall lamps that create the right atmosphere wherever they are positioned, whether in a home environment or a collective space.

Officina

design DT Studio







hello

STOP WISHING
START DOING

CHOOSE
KIND

on the left and bottom:
Officina 268.03.FF





on the left:
Officina 268.02.FF
Officina 268.01.FF
Officina 268.10.FF

on the bottom:
Officina 268.10.FF
Officina 268.02.FF

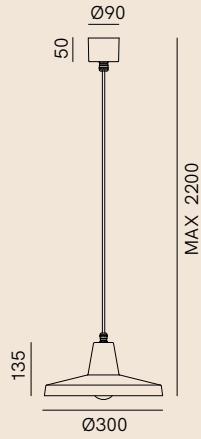


on the right:
Officina 268.05.FF
Officina 268.06.FF

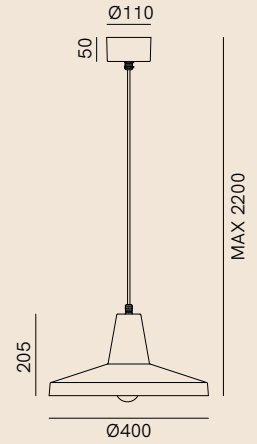
on the bottom:
Officina 268.06.FF



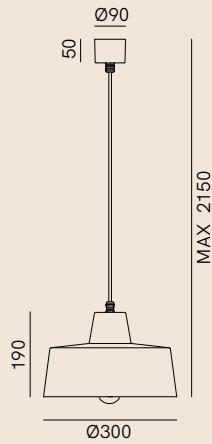




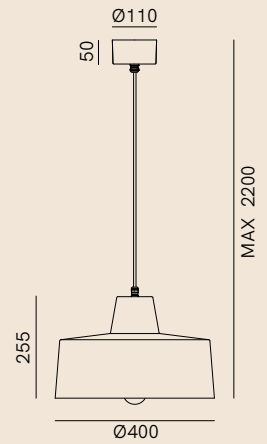
268.01.FF
1 x Max 15W LED E27
CE IP20 TRIAC/IGBT dimm



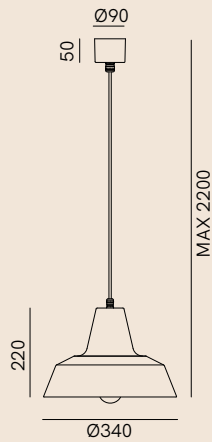
268.02.FF
1 x Max 15W LED E27
CE IP20 TRIAC/IGBT dimm



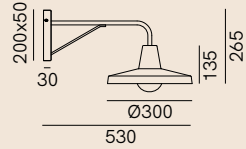
268.05.FF
1 x Max 15W LED E27
CE IP20 TRIAC/IGBT dimm



268.06.FF
1 x Max 15W LED E27
CE IP20 TRIAC/IGBT dimm



268.10.FF
1 x Max 15W LED E27
CE IP20 TRIAC/IGBT dimm



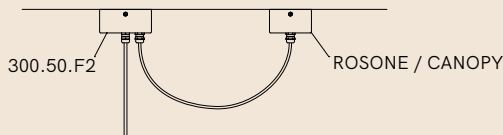
268.03.FF

1 x Max 15W LED E27

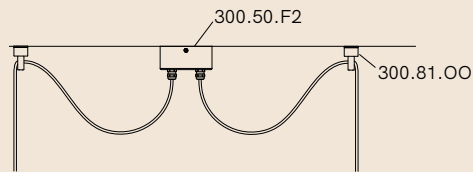
CE IP20 TRIAC/IGBT dimm

ESEMPI DI COMPOSIZIONE | EXAMPLE OF COMPOSITIONS

Installazione con rosone per decentramento lampada
Installation with canopy for lamp off-centre

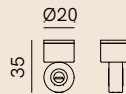


Installazione con rosone per 2 sospensioni e 2 ganci per attacco a soffitto
Installation with canopy kit for 2 pendants and 2 ceiling hooks



NOTA: Cavo extra a richiesta per entrambe le composizioni.
NOTE: Additional cable on request for both compositions.

ACCESSORI | ACCESSORIES




300.50.F2

Rosone per 2 sospensioni / decentramento e 2 tappi
Canopy kit for 2 pendants / off-centre, with 2 plugs

300.81.OO

Gancio per attacco a soffitto
Ceiling hook

FINITURE | FINISHES



FF
Ferro Anticato
Antique Iron

Reporter è una collezione di lampade da interno dall'estetica decisa.

Commistione di suggestioni classiche e riferimenti industrial, questi oggetti luminosi sono capaci di caratterizzare gli ambienti e di creare disegni di luce personalizzabili. Il fascio di luce può infatti essere indirizzato in base alle proprie esigenze grazie allo snodo della montatura e delle singole teste.

Reporter is a collection of indoor lamps with strong aesthetic appeal. A combination of classic influences and industrial references, these luminous objects give character to rooms and create customisable patterns of light. The beam of light can be directed according to needs thanks to the fixture joint and the individual heads.

Reporter

design DT Studio







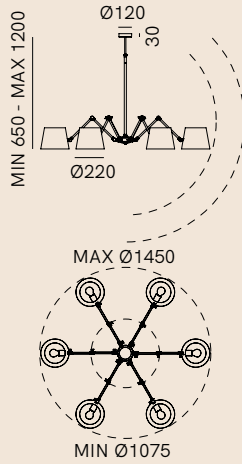
on the left:
Reporter 271.05.OF

on the bottom:
Reporter, regulation detail



on the bottom:
Reporter 271.08.OF

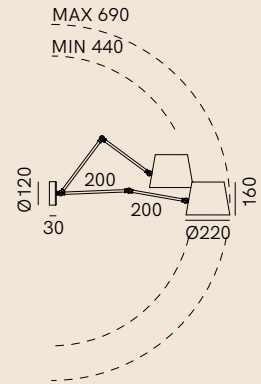




271.04.OF

6 x Max 15W LED E27

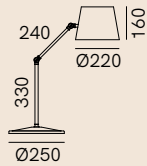
CE IP20 ⊕ TRIAC/IGBT dimm



271.05.OF

1 x Max 15W LED E27

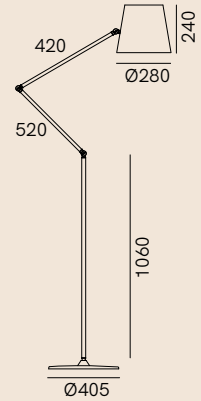
CE IP20 ⊕ TRIAC/IGBT dimm



271.06.OF

1 x Max 15W LED E27

CE IP20 ⊕ Non dimmerabile / Not dimmable



271.08.OF

1 x Max 15W LED E27

CE IP20 ⊕ Non dimmerabile / Not dimmable


FINITURE | FINISHES

Montatura | Frame



O
 Ottone Anticato
 Antique Brass

Testa | Shade



F
 Ferro Anticato
 Antique Iron

Pensata per portare negli ambienti esterni la stessa sensazione avvolgente degli interni, la collezione di lampade Saint-Tropez accompagna con eleganza la vita all'aria aperta. I materiali e le finiture enfatizzano il mood della collezione, conferendole l'aspetto di un raffinatissimo vintage.

Designed to bring the same enveloping sensation of indoor contexts to outdoor ones, the Saint Tropez lamp collection elegantly accompanies life in the open air. The materials and finishes highlight the mood of the collection, creating a refined vintage look.

Saint Tropez

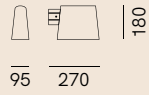
design Studio Klass





on the bottom:
Saint Tropez Z2C1

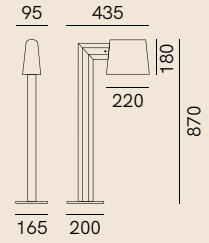




Z1C1

1 x Max 15W LED E27

CE IP65 TRIAC/IGBT dimm



Z2C1

1 x Max 15W LED E27

CE IP65 TRIAC/IGBT dimm

FINITURE | FINISHES

Metallo verniciato | Painted Metal



Marrone Antico
Antique Brown



Classic

1979 - 2009

Anita è una collezione di lampade che unisce l'eleganza dello stile liberty alla maestria artigianale del Fanale. Una collezione che si declina in un'ampia serie di pezzi sempre caratterizzati da dettagli ricercati ispirati alla tradizione. A conferire valore aggiunto a queste creazioni è la ceramica di Bassano, un'eccellenza del made in Italy che ben si sposa con l'ottone anticato.

Anita is a collection of lamps that combines the elegance of Italian Liberty style with the craftsmanship of Il Fanale. The collection includes an extensive range of items always featuring refined details inspired by tradition. The added value of these creations is provided by Bassano ceramic, an excellent Made in Italy product that perfectly matches antique brass.

Anita

design DT Studio





on the right:
Anita 061.17.OC

on the bottom:
Anita 061.18.OC
Anita 061.17.OC








on the right:
Anita 061.53.OC

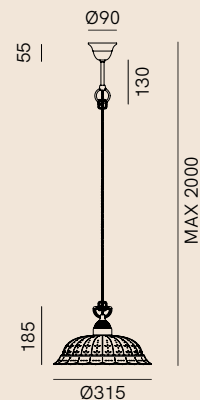




061.07.OC

1 x Max 15W LED E27

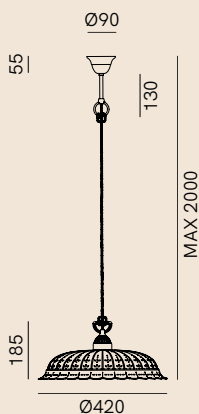
CE IP20 TRIAC/IGBT dimm



061.08.OC

1 x Max 15W LED E27

CE IP20 TRIAC/IGBT dimm



061.09.OC

1 x Max 15W LED E27

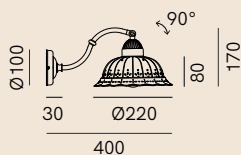
CE IP20 TRIAC/IGBT dimm



061.17.OC

1 x Max 10W LED E14

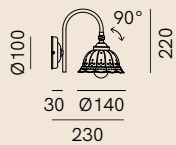
CE IP20 TRIAC/IGBT dimm



061.18.OC

1 x Max 15W LED E27

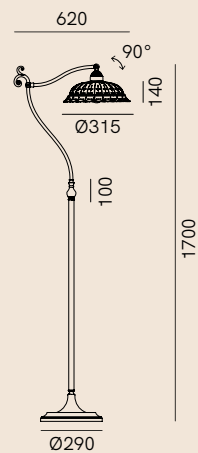
CE IP20 TRIAC/IGBT dimm



061.19.OC

1 x Max 10W LED E14

CE IP20 TRIAC/IGBT dimm




061.53.OC

1 x Max 15W LED E27

CE IP20 Non dimmerabile / Not dimmable

FINITURE | FINISHES



O
Ottone Anticato
Antique Brass



C
Ceramica
Ceramic

Nelle lampade della collezione Barchessa, realizzate in ottone e rame anticato, l'accento è posto sulla funzionalità. Ispirate all'arte povera, hanno forme pulite, libere da qualsiasi artificiosità. La collezione si compone di lampade a sospensione, applique, plafoniere e lampioni da giardino.

The lamps in the Barchessa collection, made of antique brass and copper, focus on functionality. Inspired by Italian "Arte Povera", they have clean-cut shapes, free from any artificiality. The collection comprises pendant lamps, wall lamps, ceiling lamps and garden lamps.

Barchessa

design DT Studio







on the left:
Barchessa 220.11.OR

on the bottom:
Barchessa 220.11.OR
Barchessa 220.03.OR



on the right:
Barchessa 301.D7.ORT

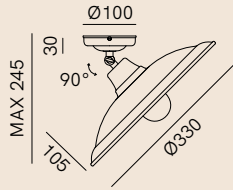
on the bottom:
Barchessa 220.13.ORT





on the bottom:
Barchessa 220.26.ORT (detail)

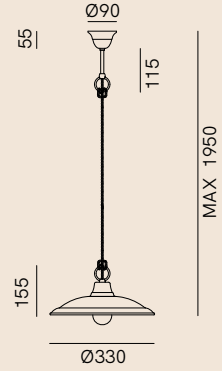




220.03.0R

1 x Max 15W LED E27

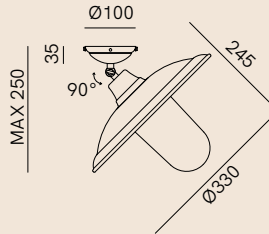
CE IP20 TRIAC/IGBT dimm



220.11.0R

1 x Max 15W LED E27

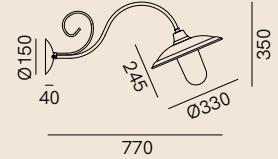
CE IP20 TRIAC/IGBT dimm



220.13.0RT

1 x Max 15W LED E27

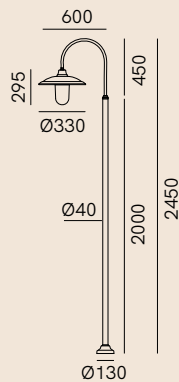
CE IP43 TRIAC/IGBT dimm



220.26.0RT

1 x Max 15W LED E27

CE IP44 TRIAC/IGBT dimm




301.D7.0RT

1 x Max 15W LED E27

CE IP44 TRIAC/IGBT dimm

FINITURE | FINISHES

Montatura | Frame




O
Ottone Anticato
Antique Brass

Testa | Shade



R
Rame Anticato
Antique Copper

Vetro | Glass



T
Traspirente
Transparent

Artigianalità e ricerca dei materiali si fondono con le più recenti tecniche d'illuminazione dando vita alla collezione di lampade da esterni Borgo. Realizzate in rame e ottone anticato, pali da giardino, sospensioni e applique hanno forme d'ispirazione classica, sapientemente rivisitate in chiave contemporanea. Tutti i modelli sono disponibili con vetro trasparente o bianco.

Craftsmanship and research into materials are combined with the latest lighting techniques to create the Borgo collection of outdoor lamps. Made of antique copper and brass, garden lamps, pendant lamps and wall lamps have traditionally inspired shapes, skilfully given a contemporary twist. All models are available with transparent glass or white glass.

Borgo

design DT Studio







on the left and bottom:
Borgo, 244.05.ORT
Borgo, 244.08.ORB



on the left:
Borgo, 244.30.ORT

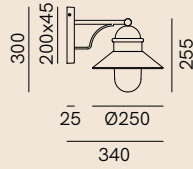
on the bottom:
Borgo, shade detail of 244.30.ORB
Borgo shade detail of 301.D3.ORB





on the bottom:
Borgo, 244.08.ORT

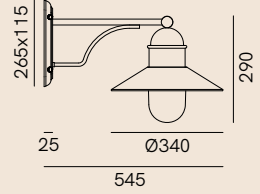




244.05.ORB / ORT

1 x Max 15W LED E27

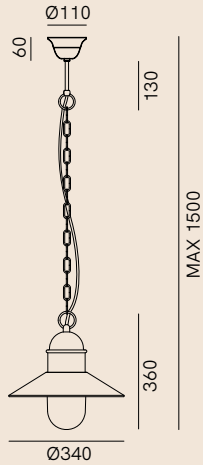
CE IP44 TRIAC/IGBT dimm



244.25.ORB / ORT

1 x Max 15W LED E27

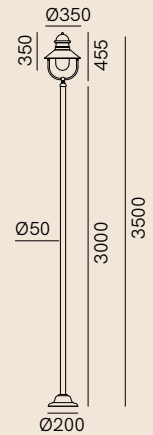
CE IP44 TRIAC/IGBT dimm



244.08.ORB / ORT

1 x Max 15W LED E27

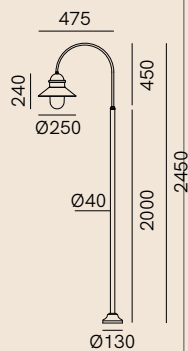
CE IP44 TRIAC/IGBT dimm



244.30.ORB / ORT

1 x Max 15W LED E27

CE IP44 TRIAC/IGBT dimm




301.D3.ORB / ORT

1 x Max 15W LED E27

CE IP44 TRIAC/IGBT dimm

FINITURE | FINISHES

Montatura | Frame




O
Ottone Anticato
Antique Brass

Testa | Shade




R
Rame Anticato
Antique Copper

Vetro | Glass



B
Bianco
White



T
Trasparente
Transparent

Impatto visivo delicato ma deciso per le lampade della collezione Calmaggione, destinate agli ambienti outdoor. Applique e lampioni da giardino realizzati in rame e ottone anticato, sono contraddistinte da un'efficiente emissione luminosa, che conferisce carattere agli spazi all'aria aperta.

The lamps in the Calmaggione collection, intended for outdoor use, have a delicate yet powerful visual impact. Wall lamps and garden lamps made of antique copper and brass have efficient light emission, giving character to outdoor spaces.

Calmaggione

design DT Studio



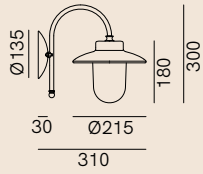






on the bottom:
Calmaggiore 301.B3.ORT

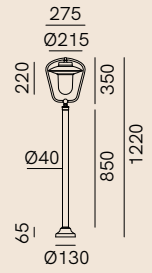




230.03.ORT

1 x Max 15W LED E27

CE IP44 TRIAC/IGBT dimm



301.B3.ORT

1 x Max 15W LED E27

CE IP44 TRIAC/IGBT dimm


FINITURE | FINISHES

Montatura | Frame




O
Ottone Anticato
Antique Brass

Testa | Shade



R
Rame Anticato
Antique Copper

Vetro | Glass



T
Trasparente
Transparent

Le lampade della collezione Cascina sono caratterizzate dal disegno rigoroso e da un aspetto materico che le fa spiccare in qualsiasi ambiente. I lampadari, in particolare, sono molto scenografici. La collezione si compone di lampade a sospensione, lampadari e applique in ottone anticato.

The lamps in the Cascina collection feature a rigorous design and a textured effect that makes them stand out in any context. The chandeliers, in particular, are very spectacular. The collection consists of Italian pendant lamps, chandeliers and wall lamps in antique brass.

Cascina

design DT Studio







on the left:
Cascina 204.08.00

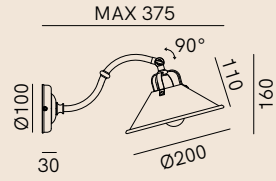
on the bottom:
Cascina 204.04.00



on the right and bottom:
Cascina 204.23.00



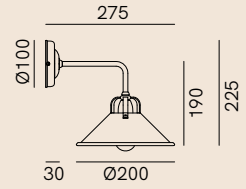




204.04.00

1 x Max 10W LED E14

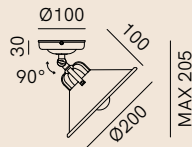
CE IP20 TRIAC/IGBT dimm



204.05.00

1 x Max 10W LED E14

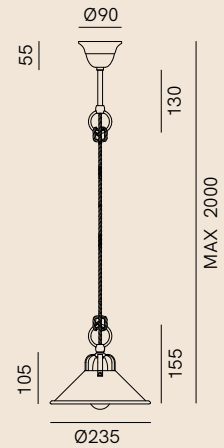
CE IP20 TRIAC/IGBT dimm



204.23.00

1 x Max 10W LED E14

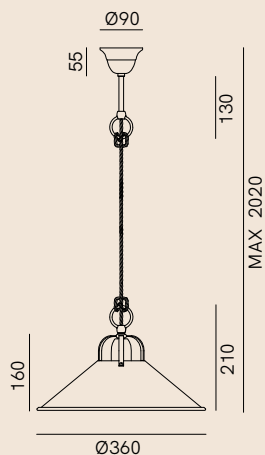
CE IP20 TRIAC/IGBT dimm



204.07.00

1 x Max 15W LED E27

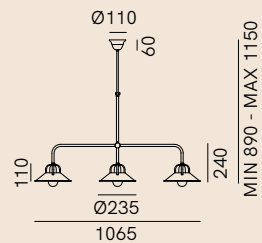
CE IP20 TRIAC/IGBT dimm



204.08.00

1 x Max 15W LED E27

CE IP20 TRIAC/IGBT dimm




204.10.00

3 x Max 15W LED E27

CE IP20 TRIAC/IGBT dimm

FINITURE | FINISHES



00

Ottone Anticato
Antique Brass

La collezione Contrada è contraddistinta da un design puro e rigoroso, che rende protagonista il materiale.

Rame e ottone anticato conferiscono a lampadari, plafoniere e applique un grande impatto materico.

The Contrada collection features a pure and rigorous design, making the material the protagonist. Antique copper and brass give chandeliers, ceiling lamps and wall lamps an impressive material effect.

Contrada

design DT Studio



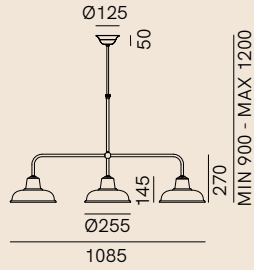




on the left:
Contrada 243.26.ORT

on the bottom:
Contrada 243.05.OR

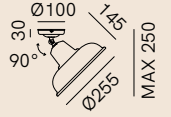




211.11.OR

3 x Max 15W LED E27

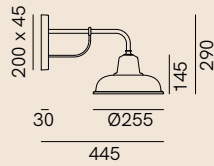
CE IP20 TRIAC/IGBT dimm



243.02.OR

1 x Max 15W LED E27

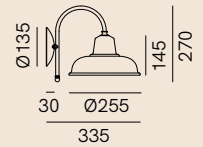
CE IP20 TRIAC/IGBT dimm



243.05.OR

1 x Max 15W LED E27

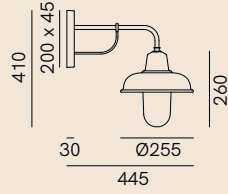
CE IP20 TRIAC/IGBT dimm



243.06.OR

1 x Max 15W LED E27

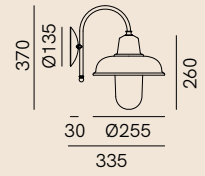
CE IP20 TRIAC/IGBT dimm



243.25.ORB / ORT

1 x Max 15W LED E27

CE IP44 TRIAC/IGBT dimm



243.26.ORB / ORT

1 x Max 15W LED E27

CE IP44 TRIAC/IGBT dimm

FINITURE | FINISHES

Montatura | Frame



O
Ottone Anticato
Antique Brass

Testa | Shade



R
Rame Anticato
Antique Copper

Vetro | Glass



B
Bianco
White



T
Trasparente
Transparent

Stile country e tradizione millenaria del vetro di Murano, grande espressione del made in Italy, si fondono alla perfezione nella collezione di lampade Country. Prodotte in ottone e vetro soffiato bianco, sono caratterizzate dal bordo ribruciato marrone e dalla finitura in ottone anticato. La collezione si compone di un'ampia gamma di pezzi, dalla sospensione all'appliche, in diverse varianti e misure.

Country style and the age-old tradition of Murano glass, a fine expression of Made in Italy, come together to perfection in the Country lamp collection. Made of brass and white blown glass, they feature a burnt brown rim and an antique brass finish. The collection consists of a wide range of items, from pendant lamps to wall lamps, in different versions and sizes.

Country

design DT Studio







on the left and bottom:
Country 080.10.OV
Country 082.19.OV

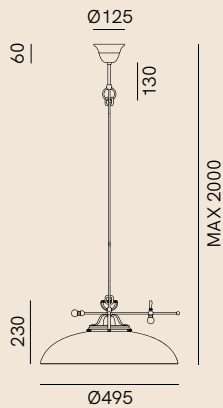


on the left:
Country 080.02.OV

on the bottom:
Country 082.02.OV



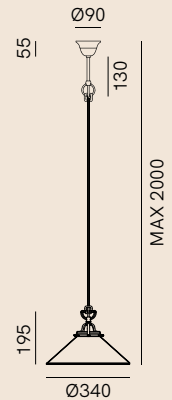




080.10.OV

1 x Max 15W LED E27

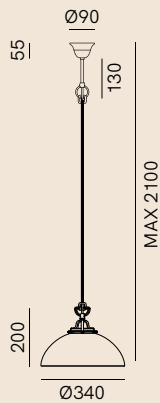
CE IP20 TRIAC/IGBT dimm



081.10.OV

1 x Max 15W LED E27

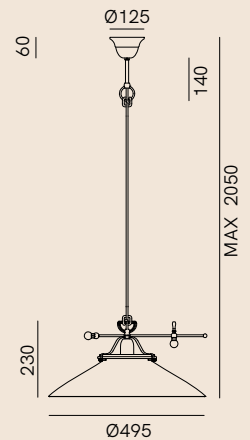
CE IP20 TRIAC/IGBT dimm



082.10.OV

1 x Max 15W LED E27

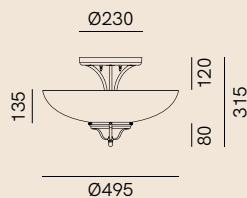
CE IP20 TRIAC/IGBT dimm



083.10.OV

1 x Max 15W LED E27

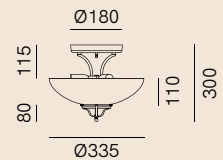
CE IP20 TRIAC/IGBT dimm



080.02.OV

3 x Max 15W LED E27

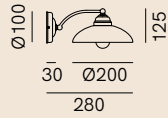
CE IP20 TRIAC/IGBT dimm



082.02.OV

3 x Max 10W LED E14

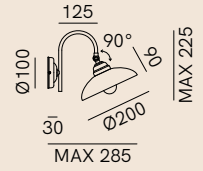
CE IP20 TRIAC/IGBT dimm



082.17.OV

1 x Max 10W LED E14

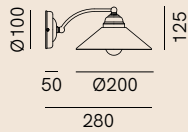
CE IP20 TRIAC/IGBT dimm



082.19.OV

1 x Max 10W LED E14

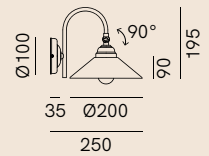
CE IP20 TRIAC/IGBT dimm



081.17.OV

1 x Max 10W LED E14

CE IP20 TRIAC/IGBT dimm




081.19.OV

1 x Max 10W LED E14

CE IP20 TRIAC/IGBT dimm

FINITURE | FINISHES

Montatura | Frame



O
Ottone Anticato
Antique Brass

Vetro | Glass



V
Bianco
White

Le lampade della collezione Fior di pizzo portano l'arte del ricamo nel mondo della ceramica di Bassano, reinterpretando la tradizione in chiave moderna.

La lavorazione ricercata, in fase di illuminazione, crea interessanti giochi di luce sulle pareti, proiettando fiori e decori. La collezione si declina in molti modelli diversi, dalla sospensione al saliscendi, dall'appliche alla plafoniera.

The lamps in the Fior di pizzo collection bring the art of embroidery into the world of Bassano ceramic, giving a modern twist to tradition. Refined workmanship creates interesting light effects on walls, projecting flowers and decorations. The collection is available in many different models, including a brass pendant lamp, adjustable, wall lamp and ceiling lamp.

Fior Di Pizzo

design DT Studio







on the left:
Fior di Pizzo 065.09.OC

on the bottom:
Fior di Pizzo 065.07.OC

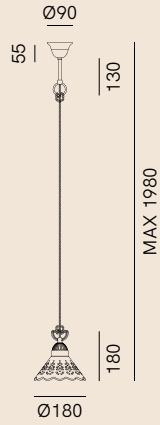


on the left:
Fior di Pizzo 065.17.OC

on the bottom:
Fior di Pizzo 065.17.OC
Fior di Pizzo 065.23.OC



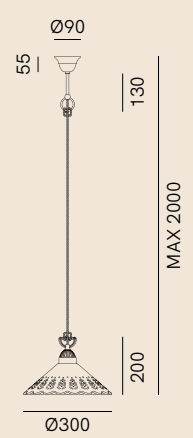




065.07.OC

1 x Max 15W LED E27


CE IP20 TRIAC/IGBT dimm



065.08.OC

1 x Max 15W LED E27

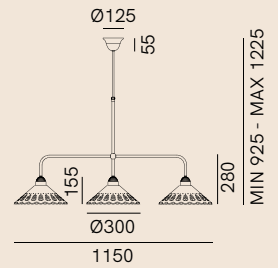
CE IP20 TRIAC/IGBT dimm



065.09.OC

1 x Max 15W LED E27

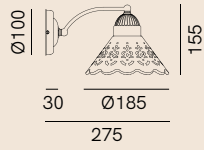
CE IP20 TRIAC/IGBT dimm



065.25.OC

3 x Max 15W LED E27

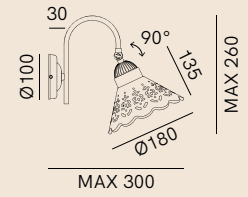
CE IP20 TRIAC/IGBT dimm



065.17.OC

1 x Max 15W LED E27

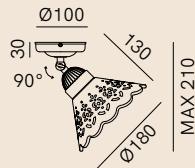
CE IP20 TRIAC/IGBT dimm



065.19.OC

1 x Max 15W LED E27

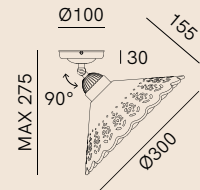
CE IP20 TRIAC/IGBT dimm



065.23.OC

1 x Max 15W LED E27

CE IP20 TRIAC/IGBT dimm




065.02.OC

1 x Max 15W LED E27

CE IP20 TRIAC/IGBT dimm

FINITURE | FINISHES

Montatura | Frame



O
Ottone Anticato
Antique Brass

Testa | Shade



C
Ceramica
Ceramic

La classica lampada da giardino è riletta all'insegna di un design contemporaneo. Garden è una collezione di lampioni da giardino e lampade a parete realizzate in ottone e rame antichato che per le sue caratteristiche si rivela ideale per arredare gli ambienti esterni in modo sobrio ed elegante. Tutti i modelli sono disponibili con vetro bianco o trasparente.

The classic garden lamp is reinterpreted in a contemporary design. Garden is a collection of garden and wall lamps made of antique brass and copper, ideal for furnishing outdoor spaces in a sober and elegant way. All models are available with transparent glass or white glass.

Garden

design DT Studio



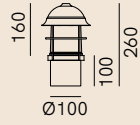




on the left:
Garden 245.42.ORT


on the right:
Garden 245.44.ORT

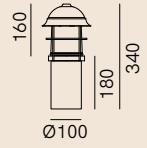




245.41.ORB / ORT


1 x Max 15W LED E27

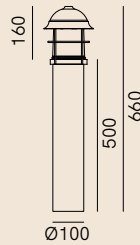
CE IP44  TRIAC/IGBT dimm



245.42.ORB / ORT


1 x Max 15W LED E27

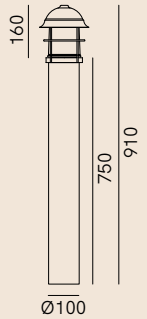
CE IP44  TRIAC/IGBT dimm



245.43.ORB / ORT


1 x Max 15W LED E27

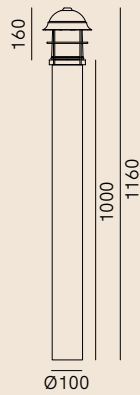
CE IP44  TRIAC/IGBT dimm



245.44.ORB / ORT

1 x Max 15W LED E27

CE IP44  TRIAC/IGBT dimm



245.45.ORB / ORT

1 x Max 15W LED E27

CE IP44 TRIAC/IGBT dimm

ACCESSORI | ACCESSORIES



Picchetto
Stake

300.09.FZ
Ø 110 H 400 mm



Copribase
Base Cover

300.06.RR
Ø 140 H 30 mm

FINITURE | FINISHES

Montatura | Frame



O
Ottone Anticato
Antique Brass

Testa | Shade




R
Rame Anticato
Antique Copper

Vetro | Glass



B
Bianco
White



T
Trasparente
Transparent

Le lampade da esterni Loggia evocano atmosfere suggestive reinterpretando e in chiave moderna i classici portacandele a muro. Applique e lampade da terra sono realizzate in ottone anticato e vetro bianco.

The outdoor lamps in the Loggia collection evoke attractive atmospheres by bringing a modern twist to classic wall-mounted candle holders. These Italian wall lamps and floor lamps are made of antique brass and white.

Loggia

design DT Studio





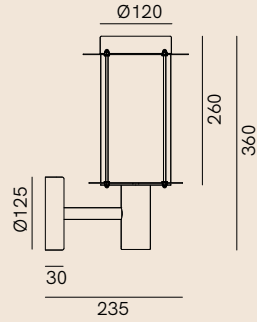


on the left:
Loggia 264.10.OOB

on the bottom:
Loggia 264.01.OOB



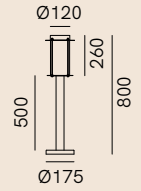




264.01.OOB

1 x Max 15W LED E27

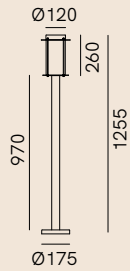
CE IP44 TRIAC/IGBT dimm



264.10.OOB

1 x Max 15W LED E27

CE IP44 TRIAC/IGBT dimm



264.11.OOB

1 x Max 15W LED E27

CE IP44 TRIAC/IGBT dimm

FINITURE | FINISHES

Montatura | Frame



OO
Ottone Anticato
Antique Brass

Vetro | Glass



B
Bianco
White

Collezione di lampade nata dall'incontro tra ottone anticato e ceramica; Mini ha un design moderno e attuale.

Della collezione fanno parte faretti e applique, ideali da usare insieme per combinazioni dal profilo ricercato.

A collection of lamps created by combining antique brass with ceramic; Mini features a modern and contemporary design.

The collection includes spotlights and wall lamps, ideal for using together for combinations with a sophisticated look.

Mini

design DT Studio







on the left:
Mini 208.23.00

on the bottom:
Mini 208.23.00
Mini 208.20.00

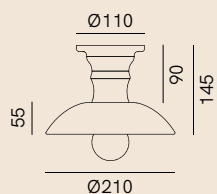


on the right:
Mini 208.09.00

on the bottom:
Mini 208.07.00
Mini 208.09.00



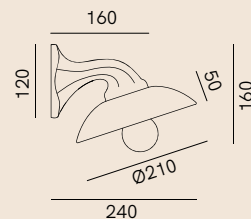




064.02.OC

1 x Max 15W LED E27

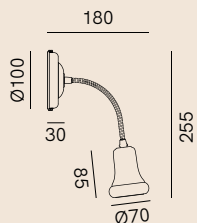
CE IP20 TRIAC/IGBT dimm



064.05.OC

1 x Max 15W LED E27

CE IP20 TRIAC/IGBT dimm

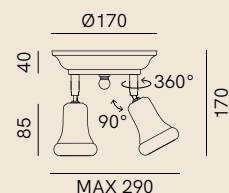


208.20.OO

1 x Max 5W LED GU10

CE IP20 TRIAC/IGBT dimm

GU10 PAR16 Max H 53mm

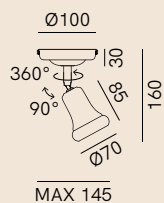


208.22.OO

2 x Max 5W LED GU10

CE IP20 TRIAC/IGBT dimm

GU10 PAR16 Max H 53mm

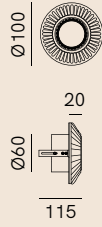


208.23.OO

1 x Max 5W LED GU10

CE IP20 TRIAC/IGBT dimm

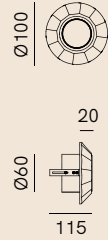
GU10 PAR16 Max H 53mm



208.07.00

1 x Max 5W LED GU5.3

CE IP20 TRIAC/IGBT dimm



208.09.00

1 x Max 5W LED GU5.3

CE IP20 TRIAC/IGBT dimm

208.17.00

1 x Max 5W LED GU10

CE IP20 TRIAC/IGBT dimm

GU10 PAR16 Max H 53mm

208.19.00

1 x Max 5W LED GU10

CE IP20 TRIAC/IGBT dimm

GU10 PAR16 Max H 53mm

FINITURE | FINISHES

Montatura | Frame




O
Ottone Anticato
Antique Brass

Testa | Shade



C
Ceramica
Ceramic



O
Ottone Anticato
Antique Brass

Una collezione di lampade da esterni disponibili in diverse misure, pensate per creare una luce soffusa ma decisa. Le lampade da terra Porto sono in ferro, lavorato in modo da assicurare un alto standard qualitativo.

A collection of outdoor lamps available in different sizes, designed to create a subtle yet powerful light. Porto modern floor lamps are made of iron and crafted to a high standard of quality.

Porto

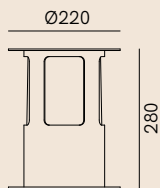
design DT Studio





on the bottom:
Porto 258.02.FF

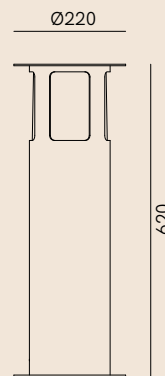




258.01.FF

1 x Max 15W LED E27

CE IP65 TRIAC/IGBT dimm




258.02.FF

1 x Max 15W LED E27

CE IP65 TRIAC/IGBT dimm

FINITURE | FINISHES



FF

Ferro Anticato
Antique Iron

Nel tempo il ferro da esterno, esposto ad agenti atmosferici, subisce delle alterazioni cromatiche dovute alla maturazione del materiale.

Nel processo di ossidazione le tonalità variano da un tono arancio iniziale ad una colorazione bruno rossastra che si raggiunge alla fine della stabilizzazione.

Over the time outdoor iron, exposed to atmospheric agents undergoes some chromatic alterations due to the maturation of the material.

During the oxidation process, the shades change from an initial orange tone to a reddish brown color of the final stage of the stabilization.

Nata come progetto su misura ed entrata in un secondo momento a far parte del catalogo, la collezione di lampade Quadro è protagonista di una delle più suggestive realizzazioni de Il Fanale.

Ispirate all'Irlanda, lampade da parete e plafoniere si fanno notare per l'eleganza assoluta e le forme geometriche pure. Il materiale principale è l'ottone anticato, abbinato al vetro trasparente o al plexiglass bianco.


Initially a custom-made project that was later included in the catalogue, the Quadro collection of lamps is the protagonist of one of the most evocative creations by Il Fanale. Inspired by Ireland, wall lamps and ceiling lamps stand out with their sheer elegance and pure geometric shapes. The main material is antique brass, combined with transparent glass or white plexiglass.

Quadro

design DT Studio







on the left:
Quadro 262.02.OT

on the bottom:
Quadro 262.02.OT
Quadro 262.12.OB



on the left and bottom:
Quadro 262.51.OT



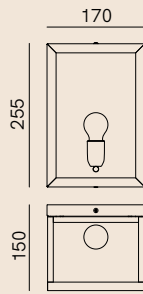






on the bottom:
Quadro 262.04.OT

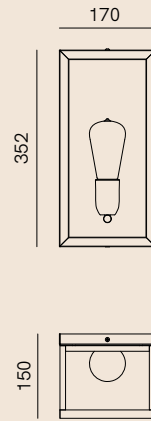




262.02.OT

1 x Max 15W LED E27

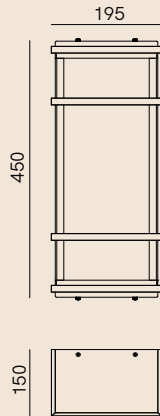
CE IP55 TRIAC/IGBT dimm



262.04.OT

1 x Max 15W LED E27

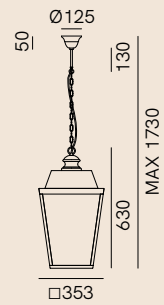
CE IP55 TRIAC/IGBT dimm



262.12.OB

2 x Max 15W E27 LED

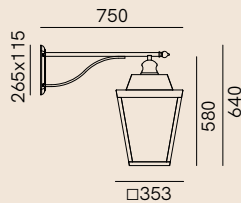
CE IP55 TRIAC/IGBT dimm



262.51.OB / OT

1 x Max 15W LED E27

CE IP43 TRIAC/IGBT dimm




262.61.OB / OT

1 x Max 15W LED E27

CE IP43 TRIAC/IGBT dimm

FINITURE | FINISHES

Montatura | Frame



O
Ottone Anticato
Antique Brass

Vetro | Glass



B
Bianco
White



T
Trasparente
Transparent

Le lampade della collezione Tabià sono espressione di uno stile classico contemporaneo. Realizzate in vetro con montatura in ottone anticato, rivisitano in chiave moderna due materiali caratteristici della tradizione italiana. La collezione, composta di lampade a sospensione, plafoniere e applique, si connota per la ricerca di semplificazione e minimalismo.

The lamps in the Tabià collection express a contemporary classic style. Made of glass with an antique brass fixture, they offer a modern interpretation of two characteristic materials of the Italian tradition. The collection, consisting of pendant lamps, ceiling lamps and wall lamps, features the search for simplicity and minimalism.

Tabià

design DT Studio







on the left:
Tabià 212.17.OV

on the bottom:
Tabià 212.08.OV

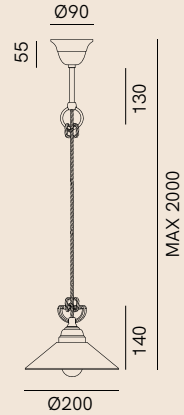


on the right:
Tabià 212.02.OV

on the bottom:
Tabià 212.20.OV



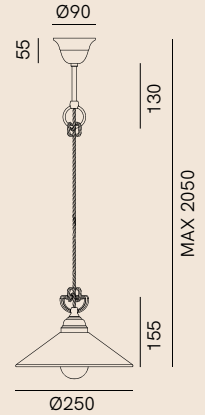




212.07.OV

1 x Max 10W LED E14

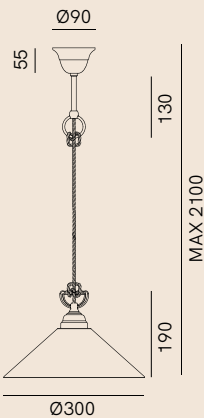
CE IP20 TRIAC/IGBT dimm



212.08.OV

1 x Max 15W LED E27

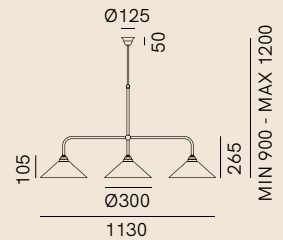
CE IP20 TRIAC/IGBT dimm



212.09.OV

1 x Max 15W LED E27

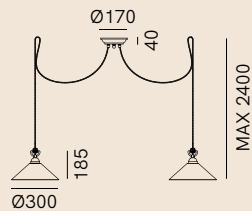
CE IP20 TRIAC/IGBT dimm



212.25.OV

3 x Max 15W LED E27

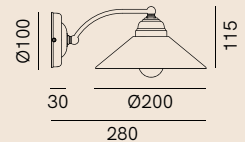
CE IP20 TRIAC/IGBT dimm



212.10.OV

2 x Max 15W LED E27

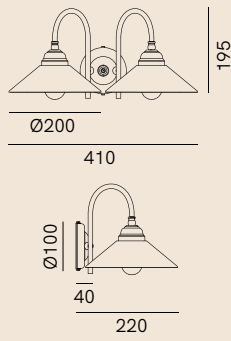
CE IP20 TRIAC/IGBT dimm



212.17.OV

1 x Max 10W LED E14

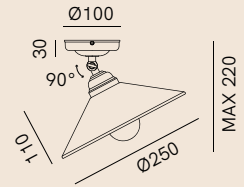
CE IP20 TRIAC/IGBT dimm



212.20.OV

2 x Max 10W LED E14

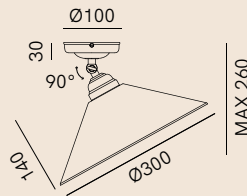
CE IP20 TRIAC/IGBT dimm



212.02.OV

1 x Max 15W LED E27

CE IP20 TRIAC/IGBT dimm




212.03.OV

1 x Max 15W LED E27

CE IP20 TRIAC/IGBT dimm


FINITURE | FINISHES

Montatura | Frame



O
Ottone Anticato
Antique Brass

Vetro | Glass



V
Bianco
White

Omaggio alla città di Venezia, l'omonima collezione di lampade da esterni è caratterizzata da un gusto classico ed elegante. Le lampade sono realizzate in ottone, rame anticato e vetro pulegoso, una tecnica tradizionale che conferisce alla luce interessanti effetti luminosi.

A tribute to the city of Venice, the collection of outdoor lamps of the same name features a classic and elegant style. The lamps are made of antique brass and copper, and bubble glass, a classic technique that gives light some interesting lighting effects.

Venezia

design DT Studio







on the left:
Venezia 248.15.ORT, 248.07.ORT

on the bottom:
Venezia 248.07.ORT

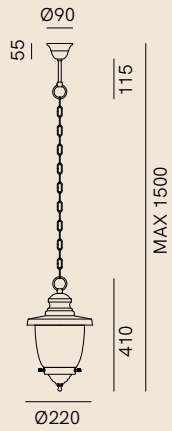


on the left:
Venezia 248.20.ORT

on the bottom:
Venezia 248.20.ORT (detail)



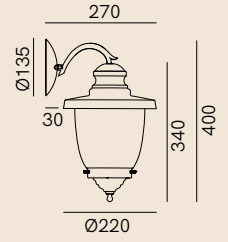




248.07.ORT

1 x Max 15W LED E27

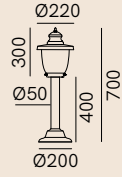
CE IP44 TRIAC/IGBT dimm



248.09.ORT

1 x Max 15W LED E27

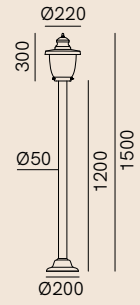
CE IP44 TRIAC/IGBT dimm



248.12.ORT

1 x Max 15W LED E27

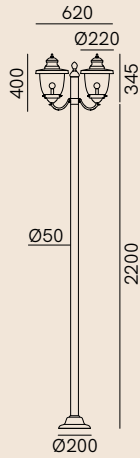
CE IP44 TRIAC/IGBT dimm



248.15.ORT

1 x Max 15W LED E27

CE IP44 TRIAC/IGBT dimm



248.20.ORT

2 x Max 15W LED E27

CE IP44 TRIAC/IGBT dimm

FINITURE | FINISHES

Montatura | Frame



O
Ottone Anticato
Antique Brass

Testa | Shade



R
Rame Anticato
Antique Copper

Vetro | Glass



T
Pulegoso
Bubble

Manutenzione - Pulizia | Maintenance - Cleaning

ATTENZIONE!

- Non rimuovere le apposite etichette adesive che contengono tutte le necessarie informazioni tecniche.
- Prima di effettuare qualsiasi operazione di pulizia o di manutenzione, spegnere l'apparecchio e disinserire il collegamento alla rete di alimentazione elettrica e lasciare riposare fino al raffreddamento dello stesso.

PULIZIA

ATTENZIONE: non utilizzare alcool o solventi per la pulizia.

Apparecchi verniciati

- Utilizzare esclusivamente un panno morbido eventualmente inumidito con acqua o appositi prodotti neutri per superfici verniciate.
- Non usare panni abrasivi, solventi, alcool o detergenti aggressivi.

Apparecchi in ottone e rame

Utilizzare un panno morbido e cera liquida.

VERSIONI LED

Per informazioni contattare Il Fanale Group s.r.l.

WARNING!

- Do not remove the labels which contain important technical specification for the lighting fixture.
- Before carrying out any cleaning or maintenance, switch off the appliance and disconnect it from the electrical distribution network; let stand until it has cooled down.

CLEANING

WARNING: do not use alcohol or aggressive materials when cleaning.

Painted luminaires

- Use only a soft cloth moistened with water or specific neutral products for varnished surfaces.
- Do not use abrasive pads, alcohol or aggressive detergent.











Brass and copper luminaires

Use only a soft cloth and liquid wax.

LED VERSIONS

For any additional information contact Il Fanale Group s.r.l.

Legenda | Legend

	Classe I Class I		
	Classe II Class II		
	Classe III Class III		
	Apparecchio non idoneo ad essere ricoperto di materiale termicamente isolante. Luminaires not suitable to be covered with thermally insulating material.		Il simbolo indica la distanza minima di sicurezza (espressa in metri) tra una lampada e le superfici infiammabili illuminate, per evitare incendi o danni da calore. The symbol indicates the minimum safe clearance distance (expressed in meters) between a luminaire and illuminated flammable surfaces, to prevent fire hazards or heat-related damage
			Luce diffusa. Diffused light.
			Luce bidirezionale. Bidirectional light.
			Luce cut-off. Cut-off light.
	Apparecchi non idonei al montaggio diretto su superfici normalmente infiammabili (idonee solo al montaggio su superfici non combustibili). Luminaires not suitable for direct mounting on normally flammable surfaces (only suitable for non-combustible surfaces).		Prodotto conforme alle norme di sicurezza e alle direttive europee vigenti. Tutti i prodotti Il Fanale sono conformi prestazioni del marchio CE Product complying with safety rules and EU directives. All Il Fanale's products are compliant with CE mark requirements

IP	SOLIDI SOLID	ACQUA WATER
----	-----------------	----------------

SOLIDI - SOLID

PROTEZIONI DA CORPI ESTRANEI - 1^A CIFRA
PROTECTIONS AGAINST SOLID MATTERS - 1ST NUMBER

IP 0X	Non protetto dal contatto e dall'ingresso di oggetti No protection against contact and ingress of objects
IP 1X	Protetto contro corpi solidi di dimensioni superiori a 50 mm, come una mano. Protected against a solid object greater than 50 mm, such as a hand.
IP 2X	Protetto contro corpi solidi di dimensioni superiori a 12 mm, come un dito. Protected against a solid object greater than 12 mm, such as a finger.
IP 3X	Protetto contro corpi solidi di dimensioni superiori a 2,5 mm, come un cacciavite. Protected against a solid object greater than 2.5 mm, such as a screwdriver.
IP 4X	Protetto contro corpi solidi di dimensioni superiori a 1 mm, come un cavo elettrico. Protected against a solid object greater than 1 mm, such as a most screws and wires.
IP 5X	Protetto contro la polvere. L'ingresso di polvere non è completamente impedito, ma non deve entrare in una quantità sufficiente da interferire con il funzionamento soddisfacente dell'apparecchiatura. Dust protected. Ingress of dust is not entirely prevented, but it must not enter in sufficient quantity to interfere with the safe operation of the equipment.
IP 6X	A tenuta di polvere. Totalmente protetto contro l'ingresso di polvere, sabbia e in generale qualsiasi corpo solido di piccole dimensioni. Dust tight. No ingress of dust; complete protection against contact (dust-tight).

ACQUA - WATER

PROTEZIONE DA ACQUA - 2A CIFRA
PROTECTION AGAINST WATER - 2ND NUMBER

IP X0	Non protetto. No protection.
IP X1	Protezione contro l'acqua che cade verticalmente dall'alto verso il basso. Protected against vertical dripping water.
IP X2	Protetto da caduta di gocce d'acqua con inclinazione massima 15°. Protected against vertical dripping water when tilted up 15°.
IP X3	Protezione contro schizzi di acqua che provengono in direzione 60°. Protected against spraying water at an angle 60°.
IP X4	Protezione da spruzzi di acqua provenienti da tutte le direzioni. Protected against splashes of water at any angle.
IP X5	Protezione contro getti di acqua. Protected against low pressure water jets from any directions.
IP X6	Acqua derivante da getti ad alta pressione. Protected against high pressure water jets from any directions.
IP X7	Può essere sommersa in acqua tra 15 cm e 1 m fino a 30 minuti. Protected against the effects immersion of water between 15 cm and 1 m for 30 minutes.
IP X8	Protezione contro immersione in acqua profonda e alta pressione. Protected against the effects immersion of water under pressure for long periods.

F.A.Q.

Siete produttori?

L'intera produzione delle nostre lampade è interna all'azienda ed è realizzata artigianalmente. Per i vetri di Murano e le ceramiche di Bassano, ci affidiamo a produttori specializzati esterni.

Producete anche lampade su Misura?

Sì, realizziamo lampade che non fanno parte del nostro catalogo ma che sono create per soddisfare particolari esigenze e/o per progetti e realizzazioni di determinati spazi.

Che materiali utilizzate per i vostri prodotti?

I materiali utilizzati per la realizzazione delle nostre lampade sono: ferro, ottone, rame vetro e ceramica.

Quali sono le vostre finiture?

Le finiture che utilizziamo sono: ottone anticato, ferro anticato, rame anticato, ottone naturale, Grafene, Morocco, ottone scuro, ottone brunito, Marea, ferro ramato, ottone sfumato e foglia oro.

E' possibile su richiesta scegliere una finitura diversa da quella presente sul catalogo.

Le vostre lampade subiscono alterazioni nel tempo?

Sì, questi cambiamenti rappresentano una peculiarità dei nostri prodotti che subiscono un processo di ossidazione accelerata che continua poi naturalmente fino a raggiungere la sua completa maturazione.

Come si puliscono le vostre lampade?

Per la corretta pulizia delle nostre lampade, vedi il paragrafo Pulizia presente a pagina 478.

Le vostre lampade sono complete di lampadine?

No, le lampade sono sprovviste di lampadine. Le immagini sul catalogo sono solo a scopo illustrativo. Per acquistarle rivolgetevi ai punti vendita di materiale elettrico.

Le vostre lampade sono dimmerabili?

Tutte le nostre lampade sono dimmerabili, ad eccezione di alcune lampade da tavolo e piantane. Nel caso di lampade alimentate con lampadina, quest'ultima dovrà essere compatibile con i dimmer delle marche più note.

Dove posso trovare tutti i dettagli tecnici?

Per i dettagli tecnici aggiornati invitiamo a visitare il nostro sito web: www.ilfanale.com

Are you a manufacturer?

We manufacture everything in house and by hand. We trust external experts for the production of Murano glass and Bassano ceramic.

Do you manufacture made-to-order lamps?

Yes, we do make made-to-order lamps that are not included in our catalogue but meet special needs and/or requirements for the design of particular spaces.

What materials do you use for your lamps?

The materials we use for our lamps range from iron to brass, copper, glass, and ceramic.

What finishes do you offer?

Our range of finishes includes: antiqued brass, antiqued iron, antiqued copper, natural brass, Grafene, Morocco, dark brass, burnished brass, Marea, coppered iron, gradient brass and gold leaf.

Upon request, we provide different finishes from those listed in the catalogue.

Do your lamps change over time?

Yes, changes in our products represent a unique feature of our lamps that undergo an accelerated oxidation process that continues naturally until it has reached its complete maturation.

What is the best way to clean your lamps?

For a proper cleaning of our lamps, see the section Cleaning on page 478.

Do your lamps come with light bulbs?

No, our lamps do not come with light bulbs. Those shown in the catalogue are for illustrative purposes only. You must go to your nearest electrical equipment store to purchase them.

Are your lamps dimmable?

All our lamps are dimmable, with the exception of some table lamps and floor lamps. In the case of bulb-powered lamps, the bulb must be compatible with dimmers of the best known brands.

Where can I find all of the technical information?

For all updated technical information please visit our website: www.ilfanale.com.

Code Index

Accessory	247.99.ZZ	P. 312
Accessory	251.39.FF	P. 278
Accessory	260.30.FZ	P. 200-270
Accessory	260.35.FZ	P. 200
Accessory	270.07.05	P. 256
Accessory	270.08.AA	P. 256
Accessory	270.37.10	P. 256
Accessory	270.37.20	P. 256
Accessory	270.38.AA	P. 256
Accessory	270.46.OO	P. 256
Accessory	294.10.MM	P. 67-70-76
Accessory	294.10.ON	P. 67-70-76
Accessory	294.11.MM	P. 67-70-76
Accessory	294.11.ON	P. 67-70-76
Accessory	294.12.MM	P. 67-70-76
Accessory	294.12.ON	P. 67-70-76
Accessory	294.13.MM	P. 67-70-76
Accessory	294.13.ON	P. 67-70-76
Accessory	294.14.MM	P. 70-76
Accessory	294.14.ON	P. 70-76
Accessory	300.06.RR	P. 402
Accessory	300.09.FZ	P. 402
Accessory	300.50.F2	P. 296-320
Accessory	300.60.XX	P. 92
Accessory	300.81.OO	P. 278-296-320
Accessory	ALI0003	P. 92-200
Accessory	ALI0019	P. 70-76
Accessory	ALI0020	P. 70-76
Accessory	CNT0012	P. 200
Alchimia	277.05.ONT	P. 86
Alchimia	277.05.OOT	P. 86
Alchimia	277.06.ONT	P. 86
Alchimia	277.06.OOT	P. 86
Anita	061.07.OC	P. 342
Anita	061.08.OC	P. 342
Anita	061.09.OC	P. 342
Anita	061.17.OC	P. 342
Anita	061.18.OC	P. 342
Anita	061.19.OC	P. 342
Anita	061.53.OC	P. 342
Barchessa	220.03.OR	P. 350
Barchessa	220.11.OR	P. 350
Barchessa	220.13.ORT	P. 350

Barchessa	220.26.ORT	P. 350
Barchessa	301.D7.ORT	P. 350
Bitta	T1B4	P. 92
Bitta	T1B5	P. 92
Bitta	T1E4	P. 92
Bitta	T1E5	P. 92
Bloom	279.01.G	P. 98
Bloom	279.01.MZ	P. 98
Bloom	279.03.G	P. 98
Bloom	279.03.MZ	P. 98
Bloom	279.05.G	P. 98
Bon Ton	N1M1O	P. 104
Bon Ton	N1V1O	P. 104
Bon Ton	N1W1O	P. 104
Bon Ton	N2M1O	P. 104
Bon Ton	N2V1O	P. 104
Bon Ton	N2W1O	P. 104
Bon Ton	N3M1O	P. 104
Bon Ton	N3V1O	P. 104
Bon Ton	N3W1O	P. 104
Borgo	244.05.ORB	P. 358
Borgo	244.05.ORT	P. 358
Borgo	244.08.ORB	P. 358
Borgo	244.08.ORT	P. 358
Borgo	244.25.ORB	P. 358
Borgo	244.25.ORT	P. 358
Borgo	244.30.ORB	P. 358
Borgo	244.30.ORT	P. 358
Borgo	301.D3.ORB	P. 358
Borgo	301.D3.ORT	P. 358
Calmaggiore	230.03.ORT	P. 366
Calmaggiore	301.B3.ORT	P. 366
Canaline	200.04.OO	P. 236
Canaline	200.07.RR	P. 236
Canaline	200.09.RR	P. 236
Canaline	200.11.RR	P. 236
Canaline	200.28.OO	P. 236-312
Canaline	200.31.10O	P. 236
Canaline	200.31.15O	P. 236
Canaline	200.31.20O	P. 236
Canaline	200.35.O1	P. 236
Canaline	200.55.OO	P. 236
Canaline	200.57.FF	P. 236

Code Index

Canaline	214.07.FF	P. 236
Canaline	214.07.OO	P. 236
Canaline	214.17.FF	P. 236
Canaline	214.17.OO	P. 236
Cascina	204.04.OO	P. 372
Cascina	204.05.OO	P. 372
Cascina	204.07.OO	P. 372
Cascina	204.08.OO	P. 372
Cascina	204.10.OO	P. 372
Cascina	204.23.OO	P. 372
Cone	286.01.FF	P. 112
Cone	286.01.MM	P. 112
Cone	286.02.FF	P. 112
Cone	286.02.MM	P. 112
Cone	286.03.FF	P. 112
Cone	286.03.MM	P. 112
Cone	286.07.FF	P. 112
Cone	286.07.MM	P. 112
Cone	286.08.FF	P. 112
Cone	286.08.MM	P. 112
Cone	286.12.OOB	P. 112
Cone	286.13.OOB	P. 112
Cone	286.16.OOB	P. 112
Cone	286.17.OOB	P. 112
Cone	286.18.OOB	P. 112
Cone	286.20.OOB	P. 112
Cone	286.21.OOB	P. 112
Contrada	211.11.OR	P. 380
Contrada	243.02.OR	P. 380
Contrada	243.05.OR	P. 380
Contrada	243.06.OR	P. 380
Contrada	243.25.ORB	P. 380
Contrada	243.25.ORT	P. 380
Contrada	243.26.ORB	P. 380
Contrada	243.26.ORT	P. 380
Country	080.02.OV	P. 386
Country	080.10.OV	P. 386
Country	081.10.OV	P. 386
Country	081.17.OV	P. 386
Country	081.19.OV	P. 386
Country	082.02.OV	P. 386
Country	082.10.OV	P. 386
Country	082.17.OV	P. 386

Country	082.19.OV	P. 386
Country	083.10.OV	P. 386
Dea	334.01.MA	P. 34
Dea	334.02.MA	P. 34
Dea	334.04.MA	P. 34
Dea	334.05.MA	P. 34
Decori	252.01.RF	P. 244
Decori	252.01.RR	P. 244
Decori	252.03.RF	P. 244
Decori	252.03.RR	P. 244
Decori	252.05.RF	P. 244
Decori	252.05.RR	P. 244
Dew	289.01.FFT	P. 250
Dew	289.05.FFT	P. 250
Dew	289.10.FFT	P. 250
Dolmen	333.01.OC	P. 44
Dolmen	333.04.OC	P. 44
Dolmen	333.05.OC	P. 44
Dolmen	333.06.OC	P. 44
Dolmen	333.08.OC	P. 44
Dolmen	333.09.OC	P. 44
Drop	270.02.ORT	P. 256
Drop	270.03.ORT	P. 256
Drop	270.04.ORT	P. 256
Drop	270.12.ORT	P. 256
Drop	270.13.ORT	P. 256
Drop Mini	270.42.OOT	P. 256
Drop Mini	270.43.OOT	P. 256
Drop Mini	270.44.OOT	P. 256
Dune	299.01.OSC	P. 124
Dune	299.02.OSC	P. 124
Dune	299.05.OSC	P. 124
Dune	299.06.OSC	P. 124
Etoile	274.03.ONB	P. 134
Etoile	274.03.OOB	P. 134
Etoile	274.04.ONB	P. 134
Etoile	274.04.OOB	P. 134
Etoile	274.05.ONB	P. 134
Etoile	274.05.OOB	P. 134
Etoile	274.06.ONB	P. 134
Etoile	274.06.OOB	P. 134
Fior Di Pizzo	065.02.OC	P. 394
Fior Di Pizzo	065.07.OC	P. 394

Code Index

Fior Di Pizzo	065.08.OC	P. 394
Fior Di Pizzo	065.09.OC	P. 394
Fior Di Pizzo	065.17.OC	P. 394
Fior Di Pizzo	065.19.OC	P. 394
Fior Di Pizzo	065.23.OC	P. 394
Fior Di Pizzo	065.25.OC	P. 394
Fiordo	261.01.OR	P. 270
Fiordo	261.10.OR	P. 270
Fiordo	261.12.OR	P. 270
Foam	292.01.MM	P. 136
Foam	292.01.ON	P. 136
Foam	292.02.MM	P. 136
Foam	292.02.ON	P. 136
Galileo	210.02.F1	P. 278
Galileo	251.02.F96	P. 278
Galileo	251.02.FF	P. 278
Galileo	251.04.F96	P. 278
Galileo	251.04.FF	P. 278
Galileo	251.06.F96	P. 278
Galileo	251.06.FF	P. 278
Garden	245.41.ORB	P. 402
Garden	245.41.ORT	P. 402
Garden	245.42.ORB	P. 402
Garden	245.42.ORT	P. 402
Garden	245.43.ORB	P. 402
Garden	245.43.ORT	P. 402
Garden	245.44.ORB	P. 402
Garden	245.44.ORT	P. 402
Garden	245.45.ORB	P. 402
Garden	245.45.ORT	P. 402
Girasoli	208.01.FF	P. 284
Girasoli	208.01.ON	P. 284
Girasoli	208.01.OO	P. 284
Girasoli	208.02.FF	P. 284
Girasoli	208.02.ON	P. 284
Girasoli	208.02.OO	P. 284
Girasoli	208.03.F1	P. 284
Girasoli	208.03.N1	P. 284
Girasoli	208.03.O1	P. 284
Girasoli	208.31.FF	P. 284
Girasoli	208.31.ON	P. 284
Girasoli	208.31.OO	P. 284
Girasoli	208.33.F1	P. 284

Girasoli	208.33.N1	P. 284
Girasoli	208.33.O1	P. 284
Girasoli	208.34.FF	P. 284
Girasoli	208.34.ON	P. 284
Girasoli	208.34.OO	P. 284
Girasoli	208.35.FF	P. 284
Girasoli	208.35.ON	P. 284
Girasoli	208.35.OO	P. 284
Girasoli	208.46.FF	P. 284
Girasoli	208.46.ON	P. 284
Girasoli	208.46.OO	P. 284
Girasoli	214.08.FF	P. 284
Girasoli	214.08.ON	P. 284
Girasoli	214.08.OO	P. 284
Girasoli	214.10.FF	P. 284
Girasoli	214.10.ON	P. 284
Girasoli	214.10.OO	P. 284
Girasoli	214.26.FF	P. 284
Girasoli	214.26.ON	P. 284
Girasoli	214.26.OO	P. 284
Grid	293.02.OO	P. 142
Grid	293.03.OO	P. 142
Grid	293.04.OO	P. 142
Horizon	294.01.MM	P. 76
Horizon	294.01.ON	P. 76
Horizon	294.02.MM	P. 76
Horizon	294.02.ON	P. 76
Horizon	294.03.MM	P. 76
Horizon	294.03.ON	P. 76
La Spazio	332.01.NN	P. 150
La Spazio	332.04.NN	P. 150
La Spazio	332.07.NN	P. 150
La Spazio	332.20.NN	P. 150
Lanterne Slim	267.01.OO	P. 158
Lanterne Slim	267.01.OS	P. 158
Lanterne Slim	267.02.OO	P. 158
Lanterne Slim	267.02.OS	P. 158
Lanterne Slim	267.03.OO	P. 158
Lanterne Slim	267.03.OS	P. 158
Lanterne Slim	267.04.OO	P. 158
Lanterne Slim	267.04.OS	P. 158
Lanterne Slim	267.05.OO	P. 158
Lanterne Slim	267.05.OS	P. 158

Code Index

Lanterne Slim	267.21.OO	P. 158
Lanterne Slim	267.21.OS	P. 158
Lanterne Slim	267.22.OO	P. 158
Lanterne Slim	267.22.OS	P. 158
Lanterne Slim	267.23.OO	P. 158
Lanterne Slim	267.23.OS	P. 158
Lanterne Slim	267.90.OO	P. 158
Lanterne Slim	267.90.OS	P. 158
Levante	296.01.MM	P. 70
Levante	296.01.ON	P. 70
Levante	296.02.MM	P. 70
Levante	296.02.ON	P. 70
Levante	296.03.MM	P. 70
Levante	296.03.ON	P. 70
Loft	269.05.OF	P. 296
Loft	269.06.OF	P. 296
Loft	269.08.OF	P. 296
Loft	269.11.FF	P. 296
Loft	269.12.FF	P. 296
Loft	269.13.FF	P. 296
Loft	269.14.FF	P. 296
Loggia	264.01.OOB	P. 408
Loggia	264.10.OOB	P. 408
Loggia	264.11.OOB	P. 408
London	205.08.FF	P. 304
London	205.09.FF	P. 304
London	205.24.FF	P. 304
London	205.30.FF	P. 304
London	205.35.FF	P. 304
London	205.36.FF	P. 304
Madame	288.01.ME	P. 166
Madame	288.01.ON	P. 166
Madame	288.03.ME	P. 166
Madame	288.03.ON	P. 166
Madame	288.10.ME	P. 166
Madame	288.10.ON	P. 166
Madame	288.20.ME	P. 166
Madame	288.20.ON	P. 166
Marina	247.01.OO	P. 312
Marina	247.02.OO	P. 312
Marina	247.36.OO	P. 312
Mask	298.01.OS	P. 176
Mask	298.02.OS	P. 176
Massira	295.01.MM	P. 186
Massira	295.02.MM	P. 186
Massira	295.03.MM	P. 186
Massira	295.10.MM	P. 186
Massira	295.11.MM	P. 186
Mini	064.02.OC	P. 414
Mini	064.05.OC	P. 414
Mini	208.07.OO	P. 414
Mini	208.09.OO	P. 414
Mini	208.17.OO	P. 414
Mini	208.19.OO	P. 414
Mini	208.20.OO	P. 414
Mini	208.22.OO	P. 414
Mini	208.23.OO	P. 414
Molecola	275.03.ONT	P. 194
Molecola	275.03.OOT	P. 194
Molecola	275.05.ONT	P. 194
Molecola	275.05.OOT	P. 194
Molecola	275.08.ONT	P. 194
Molecola	275.08.OOT	P. 194
Molecola	275.09.ONT	P. 194
Molecola	275.09.OOT	P. 194
Officina	268.01.FF	P. 320
Officina	268.02.FF	P. 320
Officina	268.03.FF	P. 320
Officina	268.05.FF	P. 320
Officina	268.06.FF	P. 320
Officina	268.10.FF	P. 320
Pantarhei	330.10.OC	P. 200
Pantarhei	330.11.OC	P. 200
Pantarhei	331.10.OC	P. 200
Pantarhei	331.11.OC	P. 200
Pliè	284.04.ON	P. 208
Pliè	284.05.ON	P. 208
Pliè	284.06.ON	P. 208
Pliè	284.07.ON	P. 208
Porto	258.01.FF	P. 422
Porto	258.02.FF	P. 422
Quadro	262.02.OT	P. 426
Quadro	262.04.OT	P. 426
Quadro	262.12.OB	P. 426
Quadro	262.51.OB	P. 426
Quadro	262.51.OT	P. 426

Code Index

Quadro	262.61.OB	P. 426
Quadro	262.61.OT	P. 426
Reporter	271.04.OF	P. 330
Reporter	271.05.OF	P. 330
Reporter	271.06.OF	P. 330
Reporter	271.08.OF	P. 330
Rilegato	379.00.80	P. 212
Rilegato	380.00.80	P. 212
Rilegato	401.00.80	P. 212
Rilegato	402.00.80	P. 212
Rilegato	411.00.80	P. 212
Rilegato	413.00.80	P. 212
Rilegato	490.00.80	P. 212
Rilegato	MEDINA DPE	P. 212
Rilegato	MEDINA OE	P. 212
Rilegato	MEDINA TCE	P. 212
Saint Tropez	Z1C1	P. 336
Saint Tropez	Z2C1	P. 336
Sfera	291.01.OOB	P. 220
Sfera	291.02.OOB	P. 220
Sfera	291.05.OOB	P. 220
Sfera	291.06.OOB	P. 220
Sfera	291.08.OOB	P. 220
Sfera	291.09.OOB	P. 220
Sfera	291.20.OOB	P. 220
Split	335.01.FF	P. 56
Split	335.01.FR	P. 56
Split	335.01.SO	P. 56
Split	335.03.FF	P. 56
Split	335.03.FR	P. 56
Split	335.03.SO	P. 56
Split	335.04.FF	P. 56
Split	335.04.FR	P. 56
Split	335.04.SO	P. 56
Tabià	212.02.OV	P. 436
Tabià	212.03.OV	P. 436
Tabià	212.07.OV	P. 436
Tabià	212.08.OV	P. 436
Tabià	212.09.OV	P. 436
Tabià	212.10.OV	P. 436
Tabià	212.17.OV	P. 436
Tabià	212.20.OV	P. 436
Tabià	212.25.OV	P. 436

Typha	285.01.ON	P. 228
Typha	285.02.ON	P. 228
Typha	285.03.ON	P. 228
Typha	285.04.ON	P. 228
Typha	285.05.ON	P. 228
Venezia	248.07.ORT	P. 444
Venezia	248.09.ORT	P. 444
Venezia	248.12.ORT	P. 444
Venezia	248.15.ORT	P. 444
Venezia	248.20.ORT	P. 444

Il Fanale Group srl
Via Olivo Bredariol 15
31048 San Biagio di Callalta (TV) Italy
T +39 0422 895200
info@ilfanale.com

MKT.24.00

**Art direction
and graphic design**
Il Fanale

Images
Inthemiddle Studio
Salaposa Studio
Matteo de Mayda

Copywriting
Il Fanale

Printing
L'Artegrafica Srl

Printed in Italy
May 2026

Il Fanale Group srl si riserva il diritto di sospendere la produzione in qualunque momento e senza preavviso di qualsiasi articolo, modificare, senza preavviso, finiture, disegni e dimensioni dei prodotti presentati in questo catalogo.

Le immagini sono fornite al solo scopo illustrativo e non costituiscono elemento contrattuale. I colori e le finiture visualizzate sono puramente indicativi e possono differire dagli originali. Le immagini riprodotte nel presente catalogo sono puramente rappresentative del prodotto stesso e di proprietà esclusiva di Il Fanale Group srl. È vietata qualunque riproduzione o utilizzo delle immagini senza preventiva autorizzazione scritta di Il Fanale Group srl.

Il Fanale Group srl reserves the right to suspend any product from the production range without notification. Moreover it reserves the right to change, without any notice, materials, covers, finishes, drawings and dimensions of the products of this catalogue. The images are provided for illustrative purposes only and do not constitute a contractual element.

Colors and finishes shown are approximate and may differ from actual ones. All images in this catalogue are property of Il Fanale Group srl. Every reproduction or use of the images without prior written authorization from Il Fanale Group srl is therefore strictly forbidden.

